

# **HBL Pakistan Super League**

**Karachi Kings vs.  
Lahore Qalandars  
Match 26, 18 Feb 2022**

**Pre-Game Data Pack**

**presented by**



## Karachi Kings vs. Lahore Qalandars H2H (Since 2020)

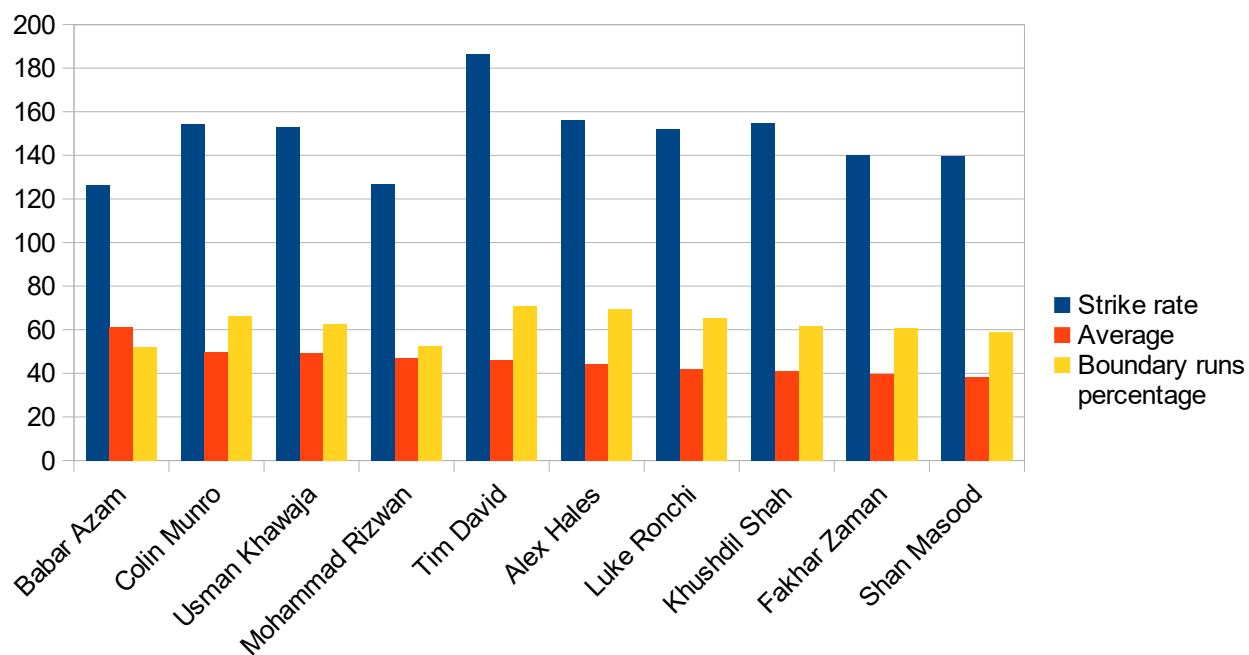
| Match Date        | Winner Team      | Result Type    | Won by Runs | Won by Wickets |
|-------------------|------------------|----------------|-------------|----------------|
| November 17, 2020 | Karachi Kings    | Won by Wickets | -           | 5              |
| March 8, 2020     | Lahore Qalandars | Won by Wickets | -           | 8              |
| March 12, 2020    | Karachi Kings    | Won by Wickets | -           | 10             |
| January 30, 2022  | Lahore Qalandars | Won by Wickets | -           | 6              |
| June 17, 2021     | Karachi Kings    | Won by Runs    | 7           | -              |
| February 28, 2021 | Lahore Qalandars | Won by Wickets | -           | 6              |

## Karachi Kings vs. Lahore Qalandars H2H @ Gaddafi Stadium, Lahore (Since 2020)

| Match Date    | Winner Team      | Result Type    | Won by Runs | Won by Wickets |
|---------------|------------------|----------------|-------------|----------------|
| March 8, 2020 | Lahore Qalandars | Won by Wickets | -           | 8              |

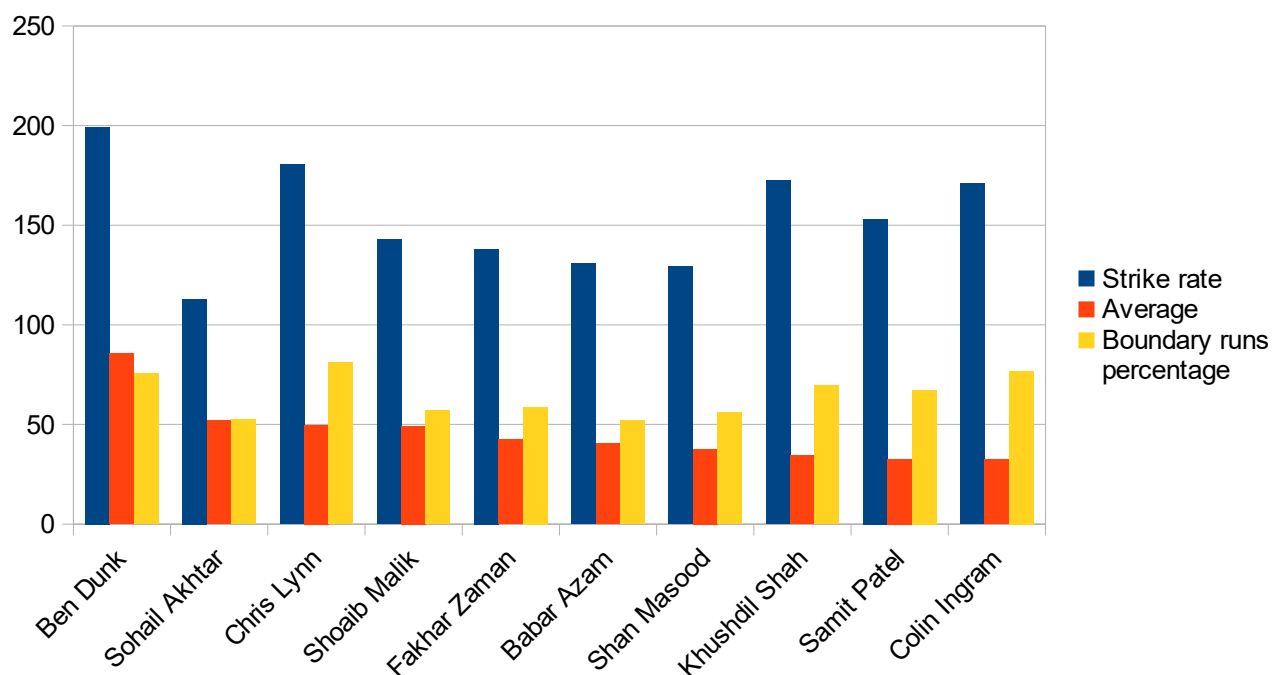
## Top 10 Batsmen in PSL (Since 2020) (Sorted by Batting Avg.)

| Batsman Name    | Matches Played | Total Runs | No. of Dismissals | Batsman Strike Rate | Batting Average | Boundary Runs Percentage |
|-----------------|----------------|------------|-------------------|---------------------|-----------------|--------------------------|
| Babar Azam      | 29             | 1,347      | 22                | 126.36              | 61.22           | 51.96                    |
| Colin Munro     | 18             | 696        | 14                | 154.32              | 49.71           | 66.37                    |
| Usman Khawaja   | 7              | 246        | 5                 | 152.79              | 49.2            | 62.60                    |
| Mohammad Rizwan | 21             | 843        | 18                | 126.95              | 46.83           | 52.43                    |
| Tim David       | 14             | 414        | 9                 | 186.48              | 46              | 71.01                    |
| Alex Hales      | 18             | 666        | 15                | 156.33              | 44.4            | 69.36                    |
| Luke Ronchi     | 8              | 251        | 6                 | 152.12              | 41.83           | 65.33                    |
| Khusdil Shah    | 25             | 491        | 12                | 154.86              | 40.91           | 61.91                    |
| Fakhar Zaman    | 30             | 1,145      | 29                | 139.97              | 39.48           | 60.61                    |
| Shan Masood     | 25             | 920        | 24                | 139.60              | 38.33           | 58.91                    |



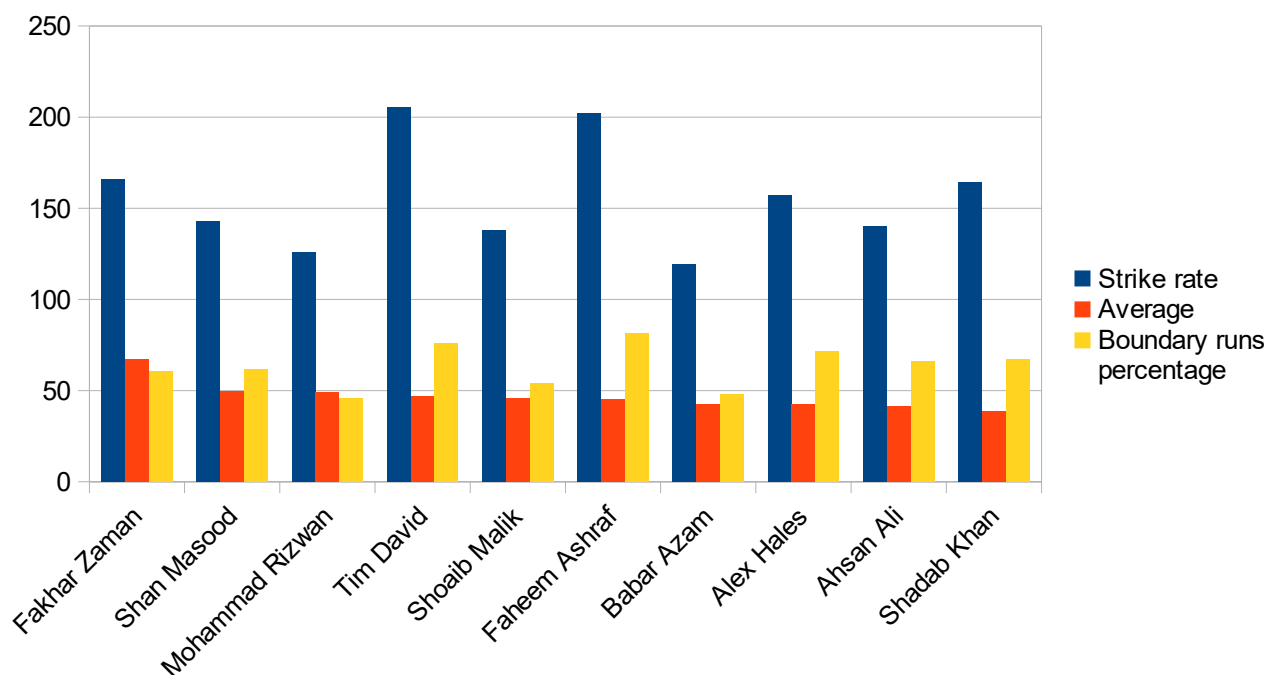
### Top 10 Batsmen in PSL @ Gaddafi Stadium, Lahore (Since 2017) (Sorted by Batting Avg.)

| Batsman Name  | Matches Played | Total Runs | No. of Dismissals | Batsman Strike Rate | Batting Average | Boundary Runs Percentage |
|---------------|----------------|------------|-------------------|---------------------|-----------------|--------------------------|
| Ben Dunk      | 6              | 257        | 3                 | 199.22              | 85.67           | 75.49                    |
| Sohail Akhtar | 7              | 156        | 3                 | 113.04              | 52              | 52.56                    |
| Chris Lynn    | 6              | 249        | 5                 | 180.43              | 49.8            | 81.12                    |
| Shoaib Malik  | 4              | 197        | 4                 | 142.75              | 49.25           | 56.85                    |
| Fakhar Zaman  | 12             | 511        | 12                | 138.11              | 42.58           | 58.71                    |
| Babar Azam    | 4              | 162        | 4                 | 130.65              | 40.5            | 51.85                    |
| Shan Masood   | 9              | 339        | 9                 | 129.39              | 37.67           | 56.05                    |
| Khushdil Shah | 7              | 138        | 4                 | 172.5               | 34.5            | 69.57                    |
| Samit Patel   | 4              | 98         | 3                 | 153.13              | 32.67           | 67.35                    |
| Colin Ingram  | 4              | 65         | 2                 | 171.05              | 32.5            | 76.92                    |



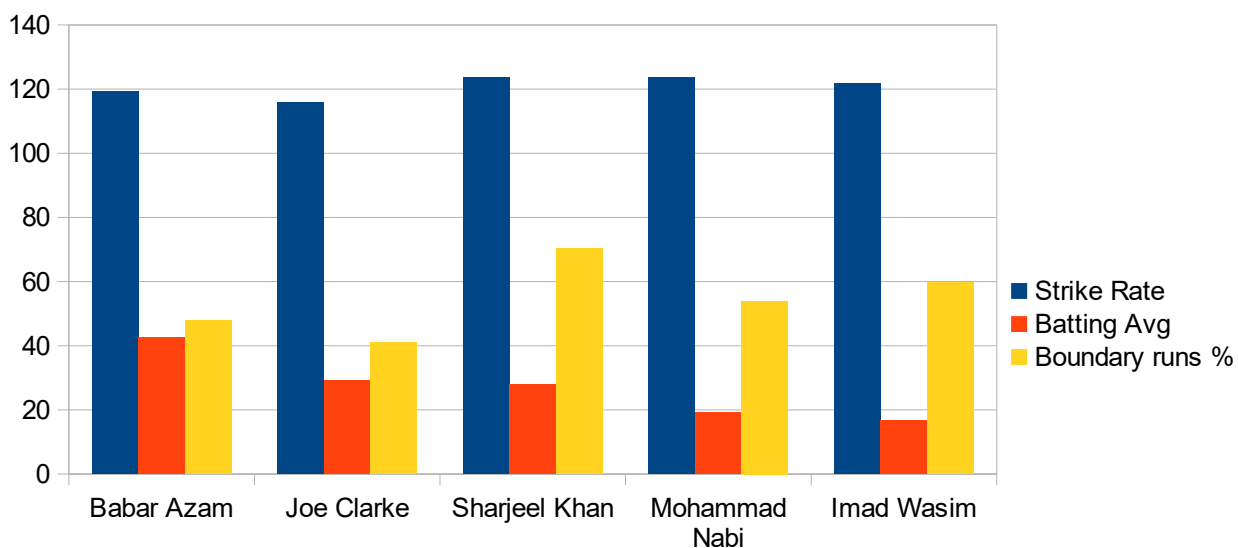
### Top 10 Batsmen in PSL 2022 (Sorted by Batting Avg.)

| Batsman Name    | Matches Played | Total Runs | No. of Dismissals | Strike Rate | Batting Average | Boundary Runs Perc. | Number of Dismissals by Type                     |
|-----------------|----------------|------------|-------------------|-------------|-----------------|---------------------|--|
| Fakhar Zaman    | 7              | 471        | 7                 | 165.84      | 67.28           | 60.72               | Bowled: 1<br>Caught: 6                           |
| Shan Masood     | 8              | 399        | 8                 | 143.01      | 49.87           | 61.65               | Bowled: 1<br>Caught: 6<br>LBW: 1                 |
| Mohammad Rizwan | 8              | 343        | 7                 | 126.10      | 49              | 46.06               | Bowled: 2,<br>LBW: 1,<br>Caught: 3,<br>Runout: 1 |
| Tim David       | 8              | 234        | 5                 | 205.26      | 46.8            | 76.06               | Caught: 5  |
| Shoaib Malik    | 8              | 276        | 6                 | 138         | 46              | 54.34               | Caught: 5<br>LBW: 1                              |
| Faheem Ashraf   | 5              | 91         | 2                 | 202.22      | 45.5            | 81.31               | LBW: 1<br>Caught: 1                              |
| Babar Azam      | 7              | 255        | 6                 | 119.15      | 42.5            | 47.84               | Bowled: 2<br>Caught: 2<br>LBW: 2                 |
| Alex Hales      | 7              | 255        | 6                 | 157.40      | 42.5            | 71.37               | Caught: 5<br>Run out: 1                          |
| Ahsan Ali       | 7              | 249        | 6                 | 139.88      | 41.5            | 65.86               | Bowled: 2<br>Caught: 3<br>LBW: 1                 |
| Shadab Khan     | 6              | 232        | 6                 | 164.53      | 38.66           | 67.24               | Caught: 5<br>Bowled: 1                           |



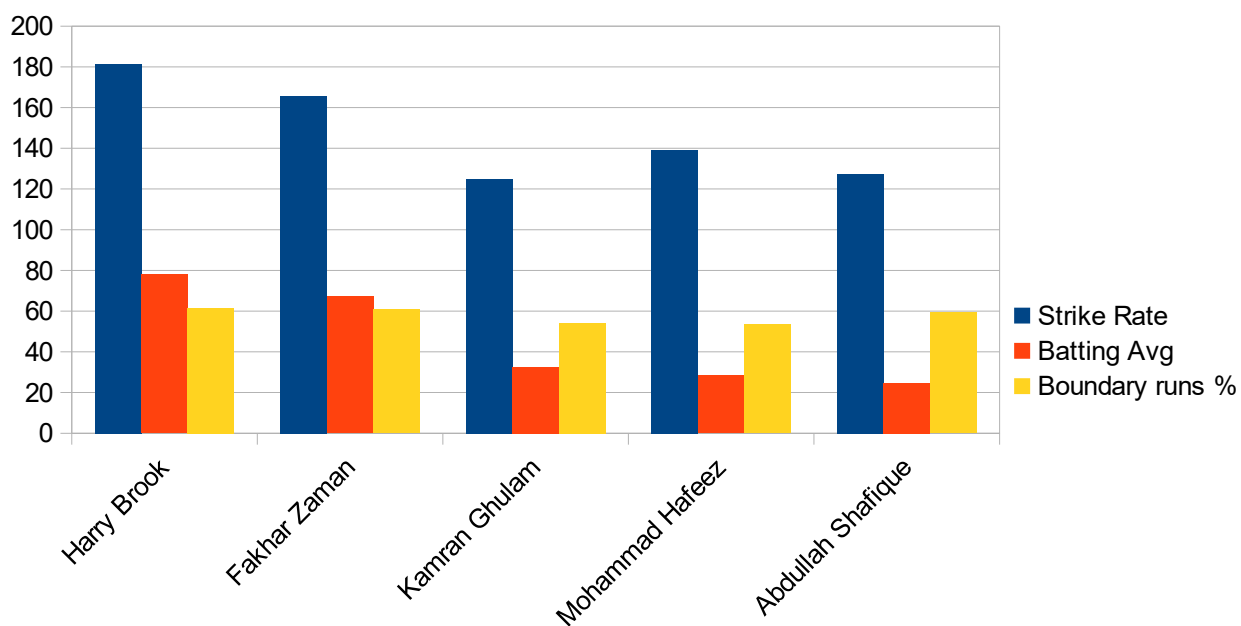
### Top Batsmen for Karachi Kings in PSL 2022 (Sorted by Batting Avg.)

| Batsman Name  | Matches Played | Total Runs | No. of Dismissals | Batsman Strike Rate | Batting Average | Boundary Runs Percentage |
|---------------|----------------|------------|-------------------|---------------------|-----------------|--------------------------|
| Babar Azam    | 7              | 255        | 6                 | 119.16              | 42.5            | 47.84                    |
| Joe Clarke    | 5              | 117        | 4                 | 115.84              | 29.25           | 41.03                    |
| Sharjeel Khan | 7              | 168        | 6                 | 123.53              | 28              | 70.24                    |
| Mohammad Nabi | 7              | 115        | 6                 | 123.66              | 19.17           | 53.91                    |
| Imad Wasim    | 5              | 67         | 4                 | 121.82              | 16.75           | 59.7                     |



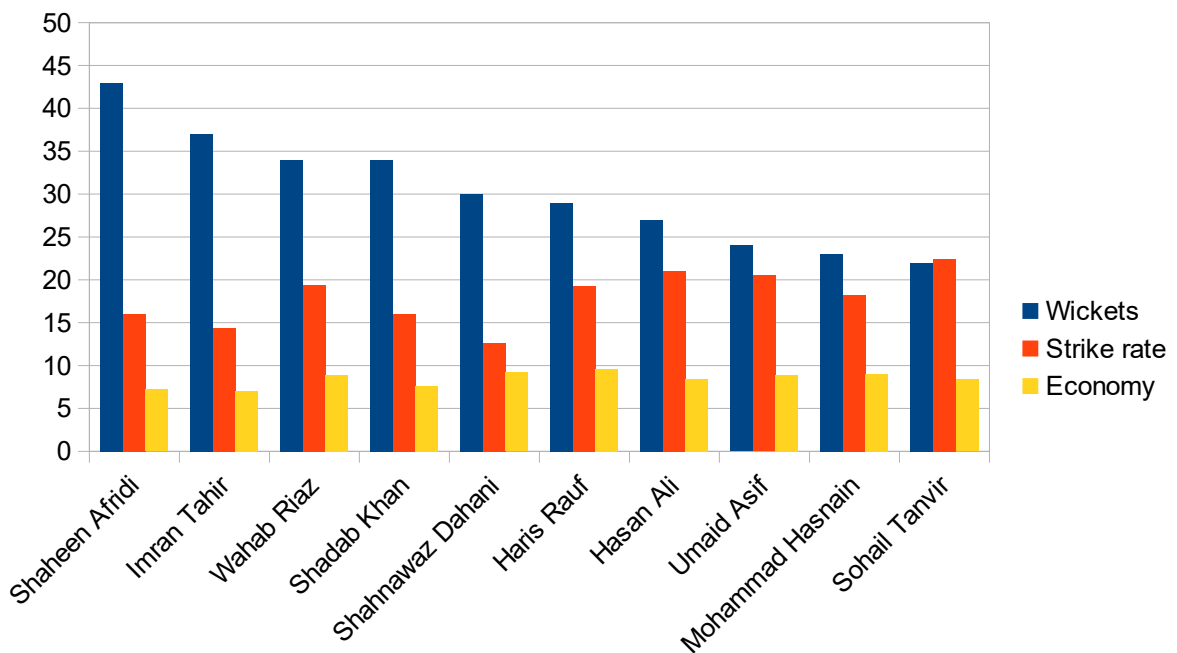
## Top Batsmen for Lahore Qalandars in PSL 2022 (Sorted by Batting Avg.)

| Batsman Name      | Matches Played | Total Runs | No. of Dismissals | Batsman Strike Rate | Batting Average | Boundary Runs Percentage |
|-------------------|----------------|------------|-------------------|---------------------|-----------------|--------------------------|
| Harry Brook       | 2              | 78         | 1                 | 181.4               | 78              | 61.54                    |
| Fakhar Zaman      | 7              | 471        | 7                 | 165.85              | 67.29           | 60.72                    |
| Kamran Ghulam     | 7              | 196        | 6                 | 124.84              | 32.67           | 54.08                    |
| Mohammad Hafeez   | 7              | 142        | 5                 | 139.22              | 28.4            | 53.52                    |
| Abdullah Shafique | 7              | 172        | 7                 | 127.41              | 24.57           | 59.3                     |



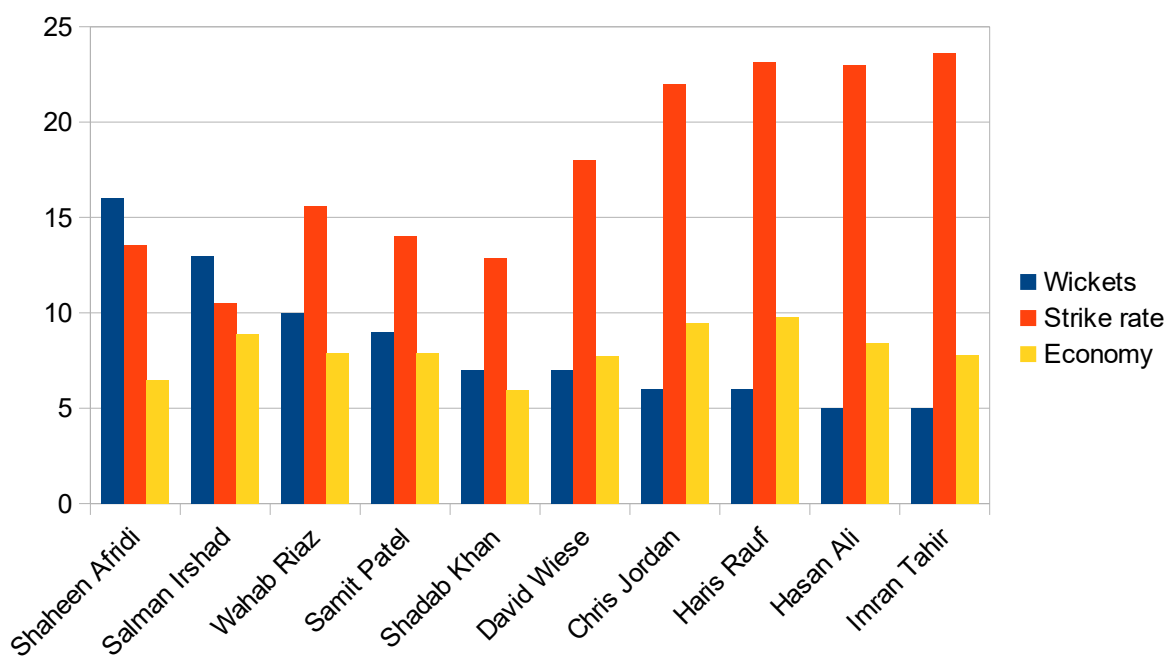
## Top 10 Bowlers in PSL (Since 2020) (Sorted by Wickets Taken)

| Bowler Name      | Bowling Style         | Matches Played | Wickets | Bowling Strike Rate | Economy Rate |
|------------------|-----------------------|----------------|---------|---------------------|--------------|
| Shaheen Afridi   | Left-arm fast         | 29             | 43      | 16.02               | 7.21         |
| Imran Tahir      | Legbreak googly       | 24             | 37      | 14.37               | 7.07         |
| Wahab Riaz       | Left-arm fast         | 29             | 34      | 19.38               | 8.86         |
| Shadab Khan      | Right-arm Legbreak    | 26             | 34      | 16.05               | 7.64         |
| Shahnawaz Dahani | Right-arm fast-medium | 18             | 30      | 12.63               | 9.19         |
| Haris Rauf       | Right-arm fast        | 24             | 29      | 19.27               | 9.62         |
| Hasan Ali        | Right-arm medium-fast | 25             | 27      | 21.03               | 8.44         |
| Umaid Asif       | Right-arm medium-fast | 23             | 24      | 20.5                | 8.87         |
| Mohammad Hasnain | Right-arm fast        | 20             | 23      | 18.21               | 9.02         |
| Sohail Tanvir    | Left-arm medium-fast  | 23             | 22      | 22.45               | 8.36         |



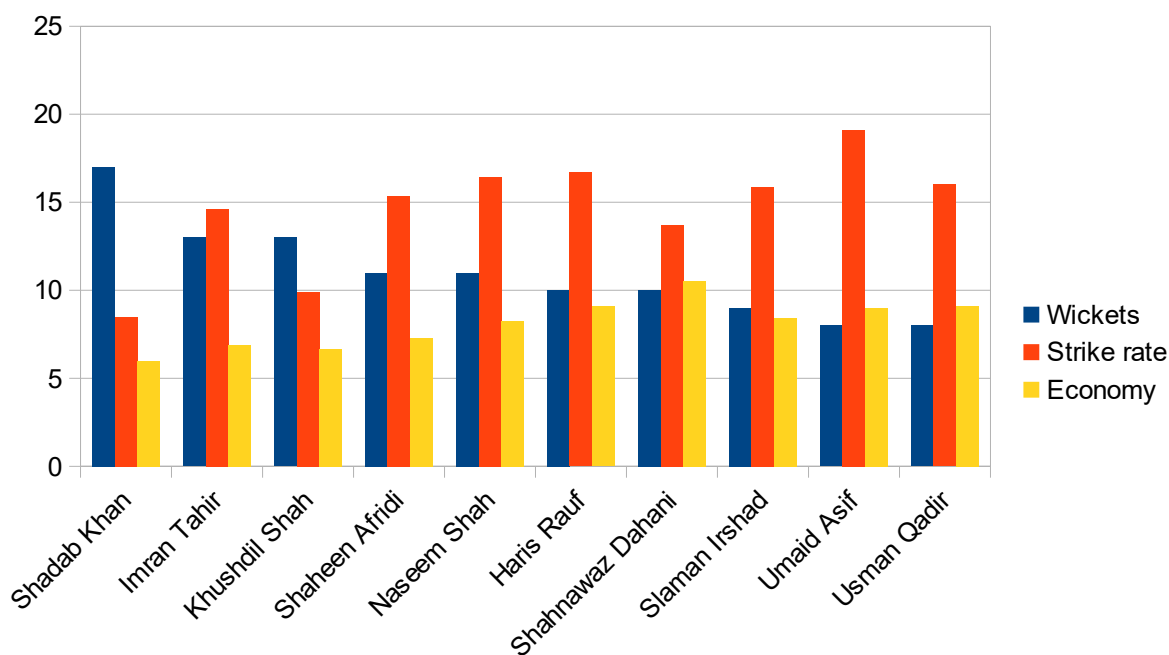
## Top 10 Bowlers in PSL @ Gaddafi Stadium, Lahore (Since 2020) (Sorted by Wickets Taken)

| Bowler Name    | Bowling Style         | Matches Played | Wickets | Bowling Strike Rate | Economy Rate |
|----------------|-----------------------|----------------|---------|---------------------|--------------|
| Shaheen Afridi | Left-arm fast         | 9              | 16      | 13.56               | 6.47         |
| Salman Irshad  | Right-arm fast-medium | 7              | 13      | 10.53               | 8.89         |
| Wahab Riaz     | Left-arm fast         | 7              | 10      | 15.6                | 7.88         |
| Samit Patel    | Left-arm orthodox     | 7              | 9       | 14                  | 7.90         |
| Shadab Khan    | Right-arm Legbreak    | 4              | 7       | 12.85               | 5.93         |
| David Wiese    | Right-arm medium-fast | 7              | 7       | 18                  | 7.71         |
| Chris Jordan   | Right-arm fast-medium | 6              | 6       | 22                  | 9.45         |
| Haris Rauf     | Right-arm medium-fast | 6              | 6       | 23.16               | 9.75         |
| Hasan Ali      | Right-arm medium-fast | 5              | 5       | 23                  | 8.4          |
| Imran Tahir    | Legbreak Googly       | 5              | 5       | 23.6                | 7.77         |



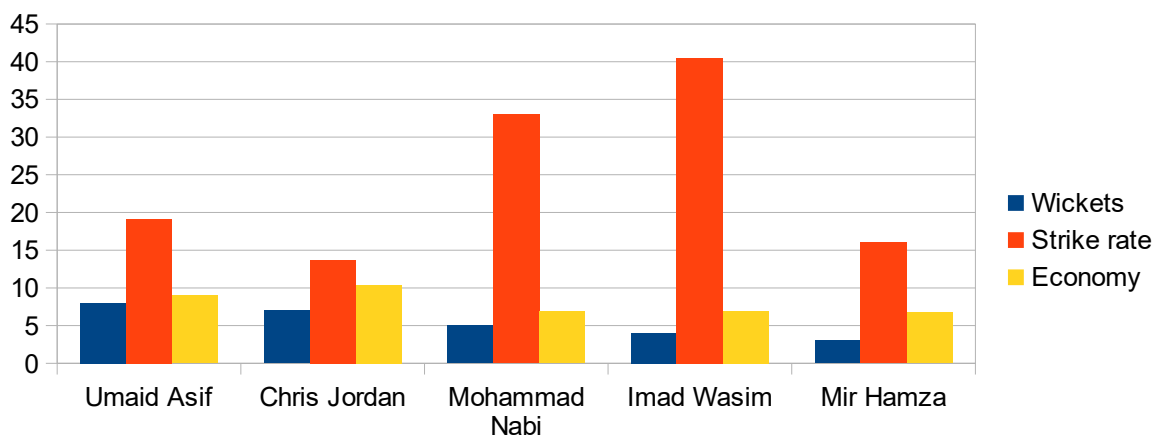
## Top 10 Bowlers in PSL 2022 (Sorted by Wickets Taken)

| Bowler Name      | Bowling Style         | Matches Played | Wickets | Bowling Strike Rate | Economy Rate |
|------------------|-----------------------|----------------|---------|---------------------|--------------|
| Shadab Khan      | Right-arm Legbreak    | 6              | 17      | 8.47                | 6            |
| Imran Tahir      | Legbreak googly       | 8              | 13      | 14.61               | 6.91         |
| Khushdil Shah    | Left-arm Orthodox     | 8              | 13      | 9.92                | 6.65         |
| Shaheen Afridi   | Left-arm fast         | 7              | 11      | 15.36               | 7.27         |
| Naseem Shah      | Right-arm fast        | 8              | 11      | 16.45               | 8.25         |
| Haris Rauf       | Right-arm fast        | 7              | 10      | 16.7                | 9.08         |
| Shahnawaz Dahani | Right-arm fast-medium | 7              | 10      | 13.7                | 10.55        |
| Salman Irshad    | Right-arm fast-medium | 6              | 9       | 15.88               | 8.43         |
| Umaid Asif       | Right-arm medium-fast | 7              | 8       | 19.12               | 8.98         |
| Usman Qadir      | Legbreak              | 6              | 8       | 16                  | 9.09         |



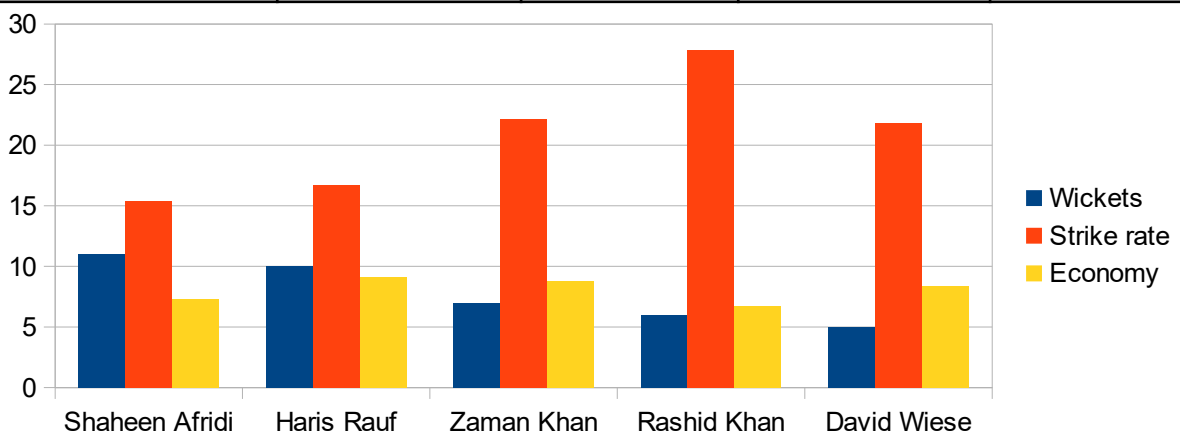
## Top Bowlers for Karachi Kings in PSL 2022 (Sorted by Wickets Taken)

| Bowler Name   | Matches Played | Wickets | Bowling Strike Rate | Economy Rate |
|---------------|----------------|---------|---------------------|--------------|
| Umaid Asif    | 7              | 8       | 19.12               | 8.98         |
| Chris Jordan  | 4              | 7       | 13.71               | 10.37        |
| Mohammad Nabi | 8              | 5       | 33                  | 6.87         |
| Imad Wasim    | 7              | 4       | 40.5                | 6.96         |
| Mir Hamza     | 2              | 3       | 16                  | 6.75         |



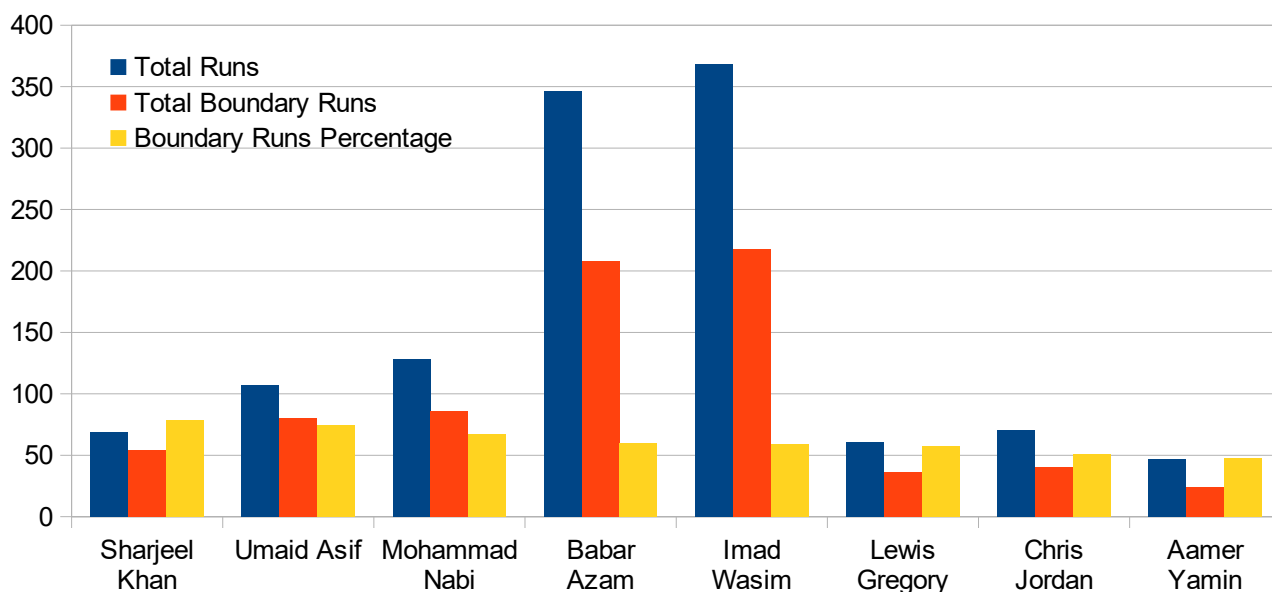
## Top Bowlers for Lahore Qalandars in PSL 2022 (Sorted by Wickets Taken)

| Bowler Name    | Matches Played | Wickets | Bowling Strike Rate | Economy Rate |
|----------------|----------------|---------|---------------------|--------------|
| Shaheen Afridi | 7              | 11      | 15.36               | 7.27         |
| Haris Rauf     | 7              | 10      | 16.7                | 9.08         |
| Zaman Khan     | 7              | 7       | 22.14               | 8.78         |
| Rashid Khan    | 7              | 6       | 27.83               | 6.75         |
| David Wiese    | 7              | 5       | 21.8                | 8.36         |



## Batsmen for Karachi Kings with highest Boundary percentage in Death Overs

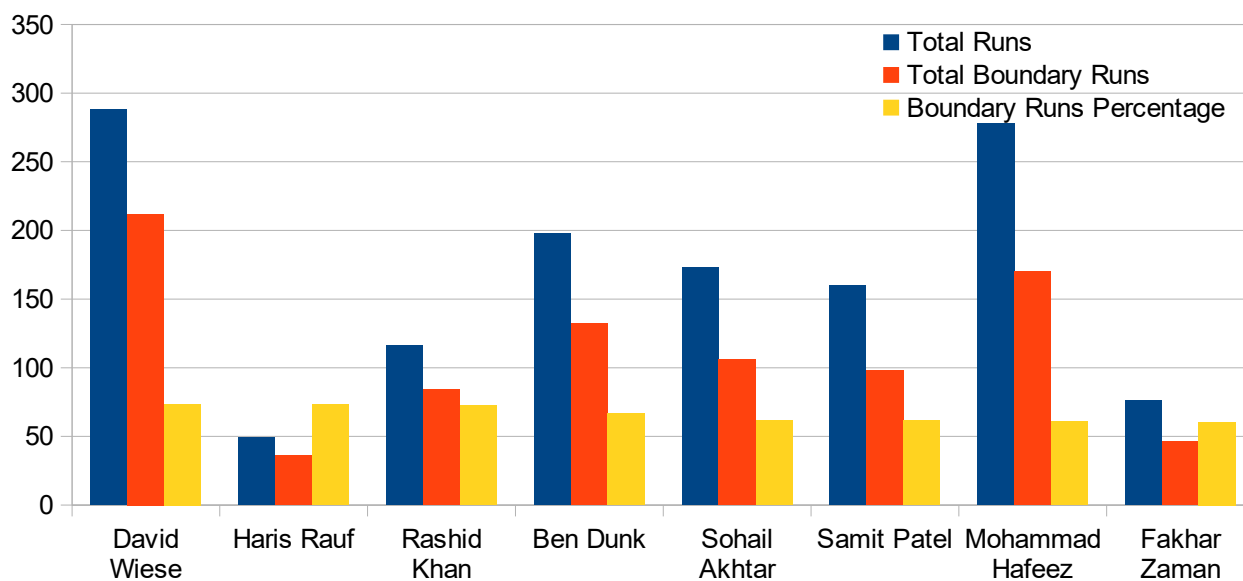
| Batsman Name  | Matches Played | Total Runs | Total Boundary Runs | Boundary Runs Percentage |
|---------------|----------------|------------|---------------------|--------------------------|
| Sharjeel Khan | 4              | 69         | 54                  | 78.26                    |
| Umaid Asif    | 12             | 107        | 80                  | 74.77                    |
| Mohammad Nabi | 10             | 128        | 86                  | 67.19                    |
| Babar Azam    | 21             | 346        | 208                 | 60.12                    |
| Imad Wasim    | 40             | 368        | 218                 | 59.02                    |
| Lewis Gregory | 19             | 61         | 36                  | 57.14                    |
| Chris Jordan  | 6              | 70         | 40                  | 51.06                    |
| Aamer Yamin   | 11             | 47         | 24                  | 47.46                    |



## Batsmen for Lahore Qalandars with highest Boundary percentage in Death Overs

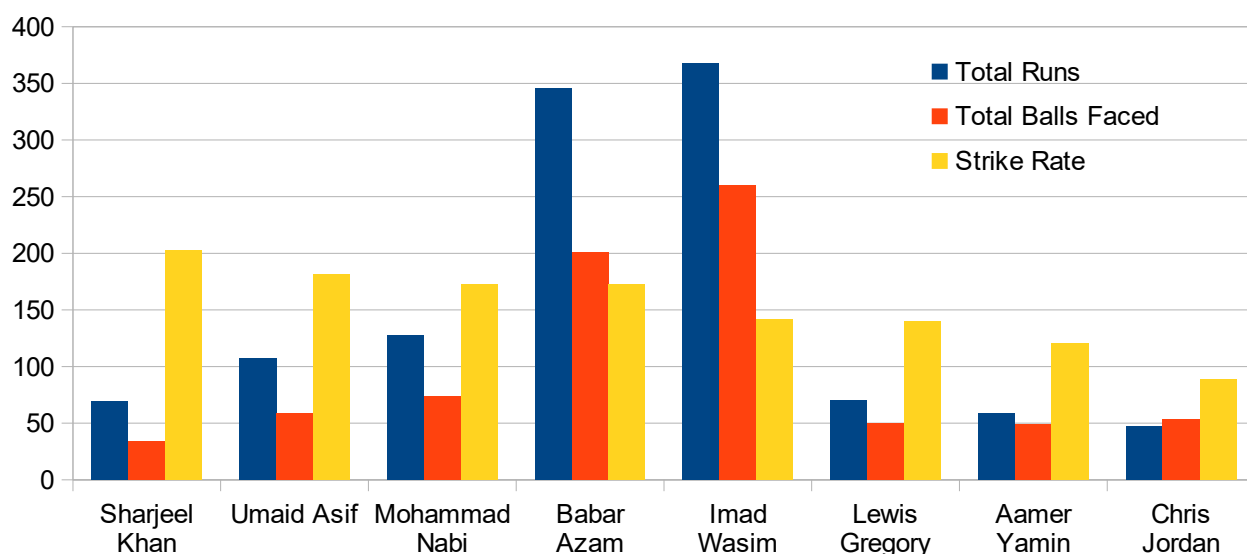
| Batsman Name | Matches Played | Total Runs | Total Boundary Runs | Boundary Runs Percentage |
|--------------|----------------|------------|---------------------|--------------------------|
| David Wiese  | 20             | 288        | 212                 | 73.61                    |
| Haris Rauf   | 6              | 49         | 36                  | 73.47                    |
| Rashid Khan  | 8              | 116        | 84                  | 72.41                    |

|                 |    |     |     |       |
|-----------------|----|-----|-----|-------|
| Ben Dunk        | 13 | 198 | 132 | 66.67 |
| Sohail Akhtar   | 12 | 173 | 106 | 61.27 |
| Samit Patel     | 14 | 160 | 98  | 61.25 |
| Mohammad Hafeez | 19 | 278 | 170 | 61.15 |
| Fakhar Zaman    | 7  | 76  | 46  | 60.53 |



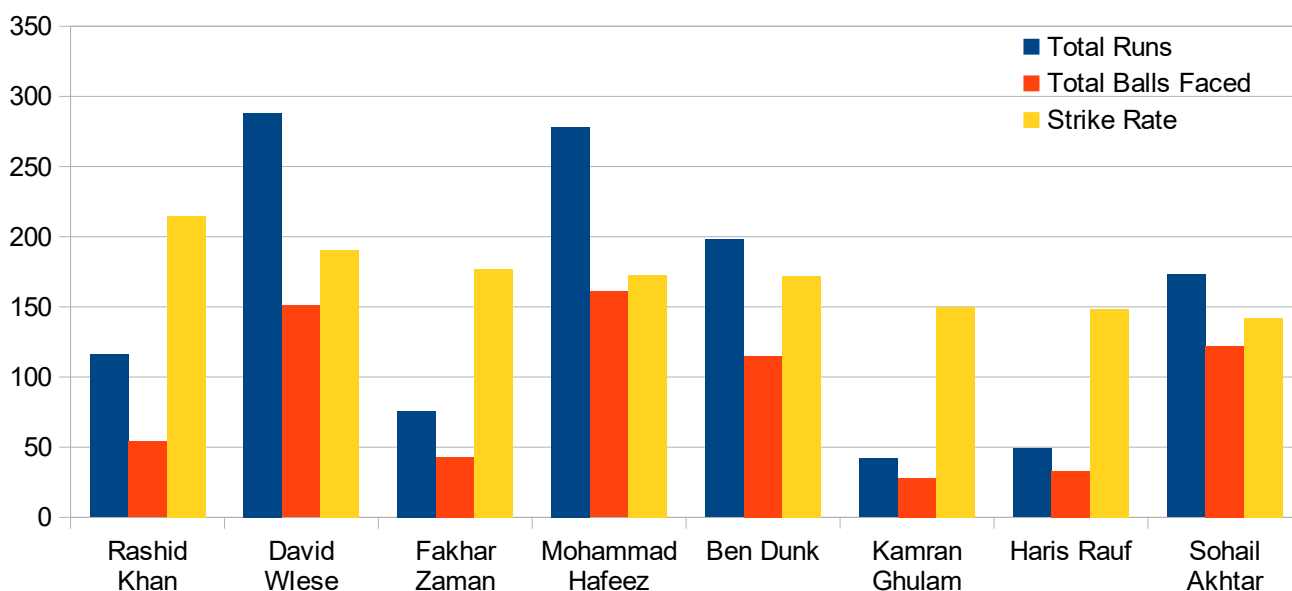
### Batsmen for Karachi Kings with highest Strike Rate in Death Overs

| Batsman Name  | Matches Played | Total Runs | Total Balls Faced | Strike Rate |
|---------------|----------------|------------|-------------------|-------------|
| Sharjeel Khan | 4              | 69         | 34                | 202.94      |
| Umaid Asif    | 12             | 107        | 59                | 181.36      |
| Mohammad Nabi | 10             | 128        | 74                | 172.97      |
| Babar Azam    | 21             | 346        | 201               | 172.14      |
| Imad Wasim    | 40             | 368        | 260               | 141.54      |
| Lewis Gregory | 6              | 70         | 50                | 140         |
| Aamer Yamin   | 11             | 59         | 49                | 120.41      |
| Chris Jordan  | 11             | 47         | 53                | 88.68       |



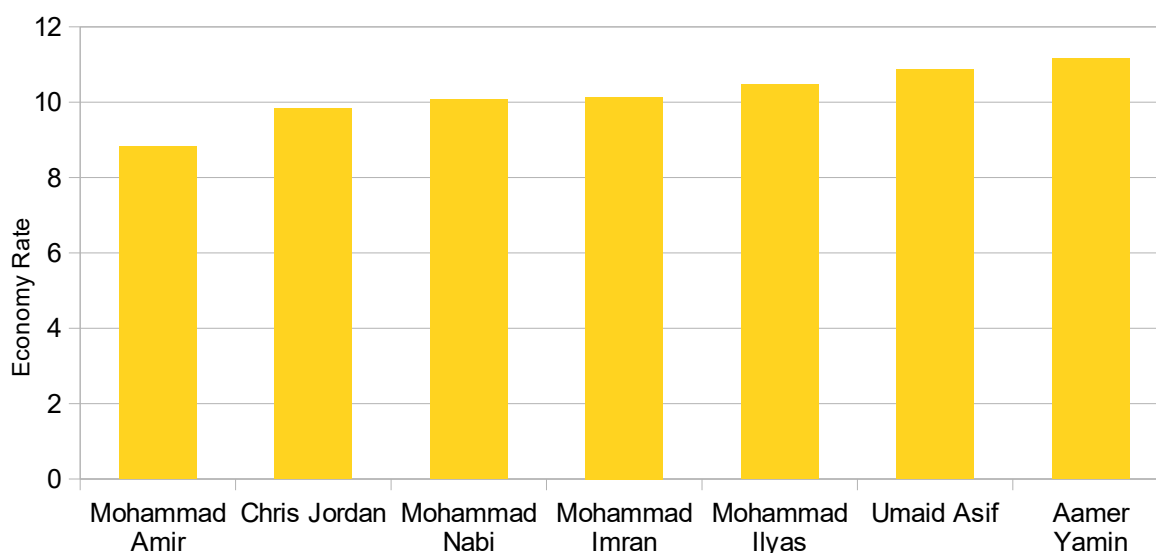
### Batsmen for Lahore Qalandars with highest Strike Rate in Death Overs

| Batsman Name    | Matches Played | Total Runs | Total Balls Faced | Strike Rate |
|-----------------|----------------|------------|-------------------|-------------|
| Rashid Khan     | 8              | 116        | 54                | 214.81      |
| David Wiese     | 20             | 288        | 151               | 190.73      |
| Fakhar Zaman    | 7              | 76         | 43                | 176.74      |
| Mohammad Hafeez | 19             | 278        | 161               | 172.67      |
| Ben Dunk        | 13             | 198        | 115               | 172.17      |
| Kamran Ghulam   | 4              | 42         | 28                | 150         |
| Haris Rauf      | 6              | 49         | 33                | 148.48      |
| Sohail Akhtar   | 12             | 173        | 122               | 141.8       |



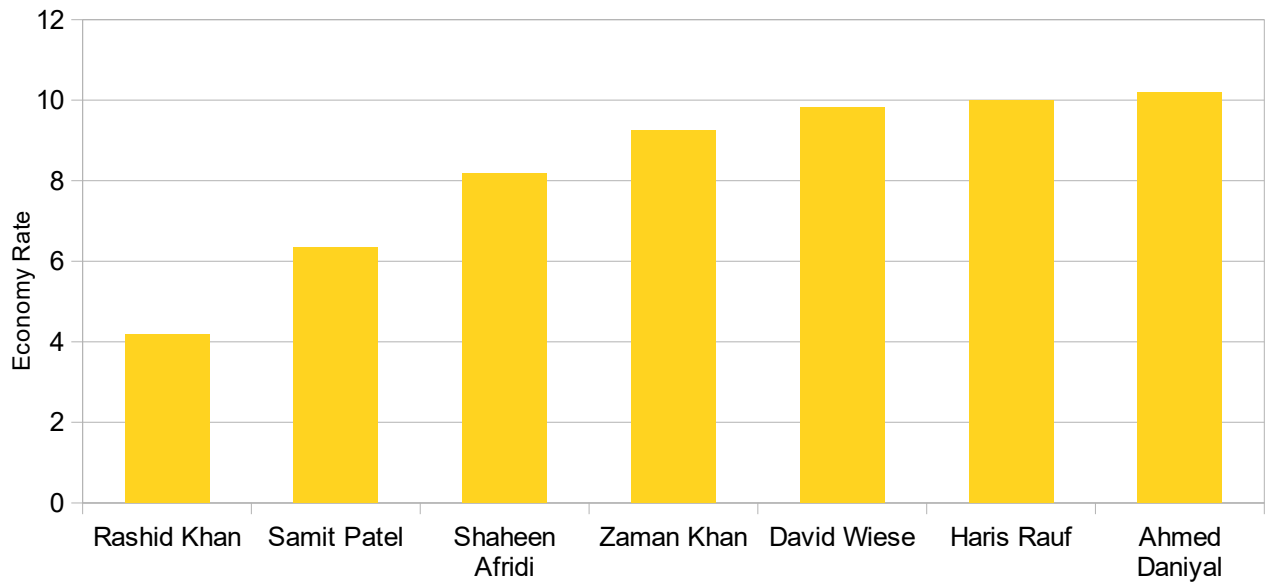
## Bowlers for Karachi Kings with best Economy Rate in Death Overs

| Players → Full Name      | Sum of Runs Conceded | Sum of Balls Bowled | Count | Economy Rate |
|--------------------------|----------------------|---------------------|-------|--------------|
| Mohammad Amir            | 658                  | 447                 | 46    | 8.83         |
| Christopher James Jordan | 341                  | 208                 | 20    | 9.84         |
| Mohammad Nabi            | 94                   | 56                  | 8     | 10.07        |
| Mohammad Imran           | 147                  | 87                  | 12    | 10.14        |
| Mohammad Ilyas           | 225                  | 129                 | 14    | 10.47        |
| Umaid Asif               | 500                  | 276                 | 35    | 10.87        |
| Aamer Yamin              | 145                  | 78                  | 11    | 11.15        |



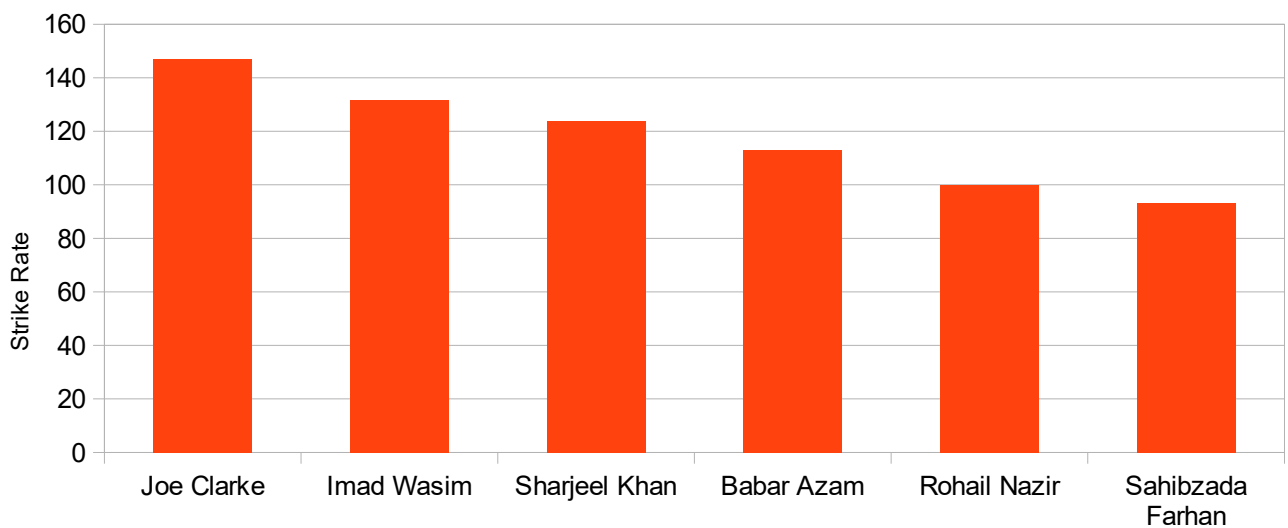
## Bowlers for Lahore Qalandars with best Economy Rate in Death Overs

| Players → Full Name | Sum of Runs Conceded | Sum of Balls Bowled | Count | Economy Rate |
|---------------------|----------------------|---------------------|-------|--------------|
| Rashid Khan Arman   | 25                   | 36                  | 6     | 4.17         |
| Samit Rohit Patel   | 19                   | 18                  | 3     | 6.33         |
| Shaheen Shah Afridi | 497                  | 364                 | 37    | 8.19         |
| Zaman Khan          | 37                   | 24                  | 5     | 9.25         |
| David Wiese         | 167                  | 102                 | 16    | 9.82         |
| Haris Rauf          | 499                  | 300                 | 31    | 9.98         |
| Ahmed Daniyal       | 51                   | 30                  | 5     | 10.2         |



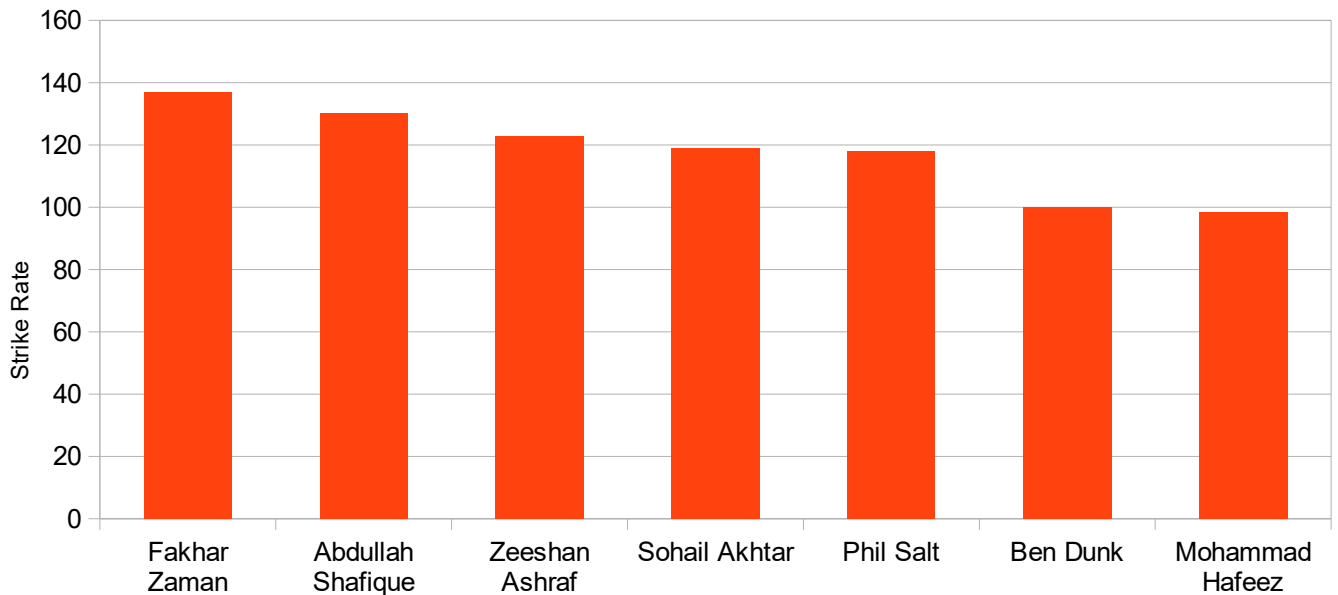
### Batsmen for Karachi Kings with highest Strike Rate in Powerplay

| Count | Sum of Total Runs | Sum of Balls Faced | Strike Rate | Players → Full Name |
|-------|-------------------|--------------------|-------------|---------------------|
| 7     | 103               | 70                 | 147.14      | Joe Michael Clarke  |
| 4     | 29                | 22                 | 131.82      | Syed Imad Wasim     |
| 41    | 584               | 471                | 123.99      | Sharjeel Khan       |
| 61    | 961               | 851                | 112.93      | Mohammad Babar Azam |
| 4     | 23                | 23                 | 100         | Rohail Nazir        |
| 9     | 107               | 115                | 93.04       | Sahibzada Farhan    |



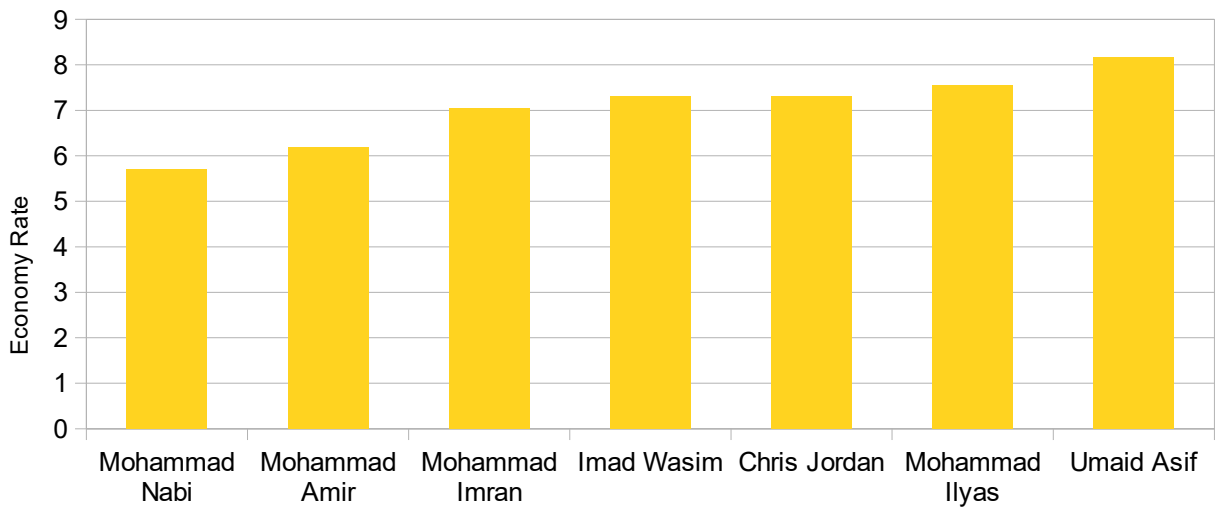
## Batsmen for Lahore Qalandars with highest Strike Rate in Powerplay

| Count | Sum of Total Runs | Sum of Balls Faced | Strike Rate | Players → Full Name |
|-------|-------------------|--------------------|-------------|---------------------|
| 57    | 1,017             | 742                | 137.06      | Fakhar Zaman        |
| 7     | 138               | 106                | 130.19      | Abdullah Shafique   |
| 9     | 130               | 106                | 122.64      | Zeeshan Ali Ashraf  |
| 21    | 306               | 257                | 119.07      | Sohail Akhtar       |
| 8     | 98                | 83                 | 118.07      | Philip Dean Salt    |
| 11    | 58                | 58                 | 100         | Ben Robert Dunk     |
| 36    | 340               | 346                | 98.27       | Mohammad Hafeez     |



## Bowlers for Karachi Kings with best Economy Rate in Powerplay

| Players → Full Name      | Sum of Runs Conceded | Sum of Balls Bowled | Count | Economy Rate |
|--------------------------|----------------------|---------------------|-------|--------------|
| Mohammad Nabi            | 57                   | 60                  | 7     | 5.7          |
| Mohammad Amir            | 692                  | 672                 | 57    | 6.18         |
| Mohammad Imran           | 134                  | 114                 | 12    | 7.05         |
| Syed Imad Wasim          | 583                  | 479                 | 50    | 7.3          |
| Christopher James Jordan | 205                  | 168                 | 22    | 7.32         |
| Mohammad Ilyas           | 234                  | 186                 | 19    | 7.55         |
| Umaid Asif               | 376                  | 276                 | 35    | 8.17         |



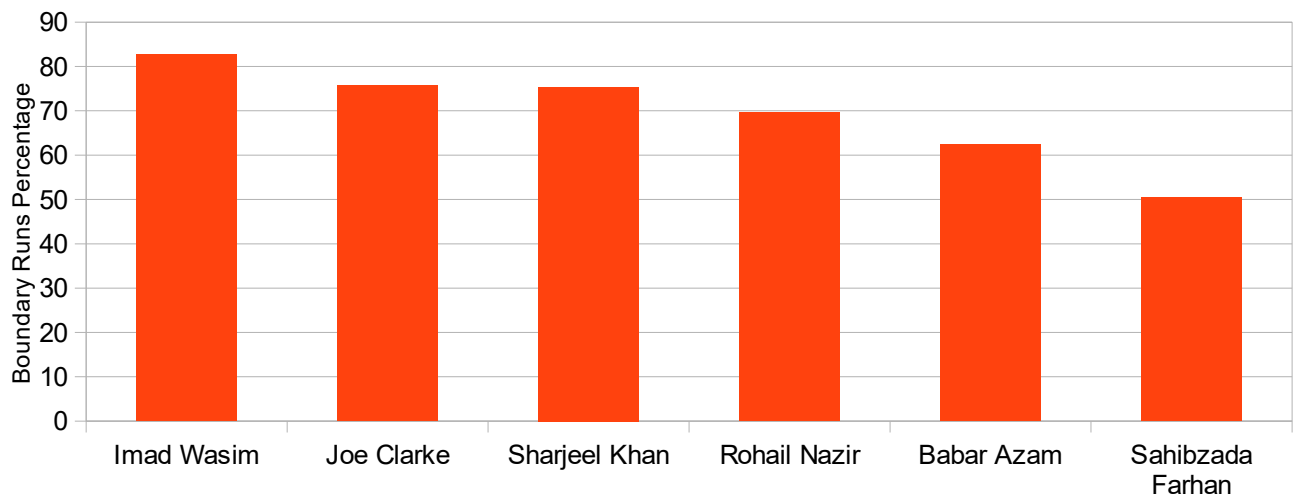
## Bowlers for Lahore Qalandars with best Economy Rate in Powerplay

| Players → Full Name | Sum of Runs Conceded | Sum of Balls Bowled | Count | Economy Rate |
|---------------------|----------------------|---------------------|-------|--------------|
| David Wiese         | 45                   | 42                  | 6     | 6.43         |
| Samit Rohit Patel   | 351                  | 306                 | 25    | 6.88         |
| Mohammad Hafeez     | 135                  | 114                 | 12    | 7.11         |
| Shaheen Shah Afridi | 587                  | 492                 | 42    | 7.16         |
| Akif Javed          | 179                  | 144                 | 10    | 7.46         |
| Rashid Khan Arman   | 45                   | 36                  | 6     | 7.5          |
| Fakhar Zaman        | 46                   | 36                  | 4     | 7.67         |



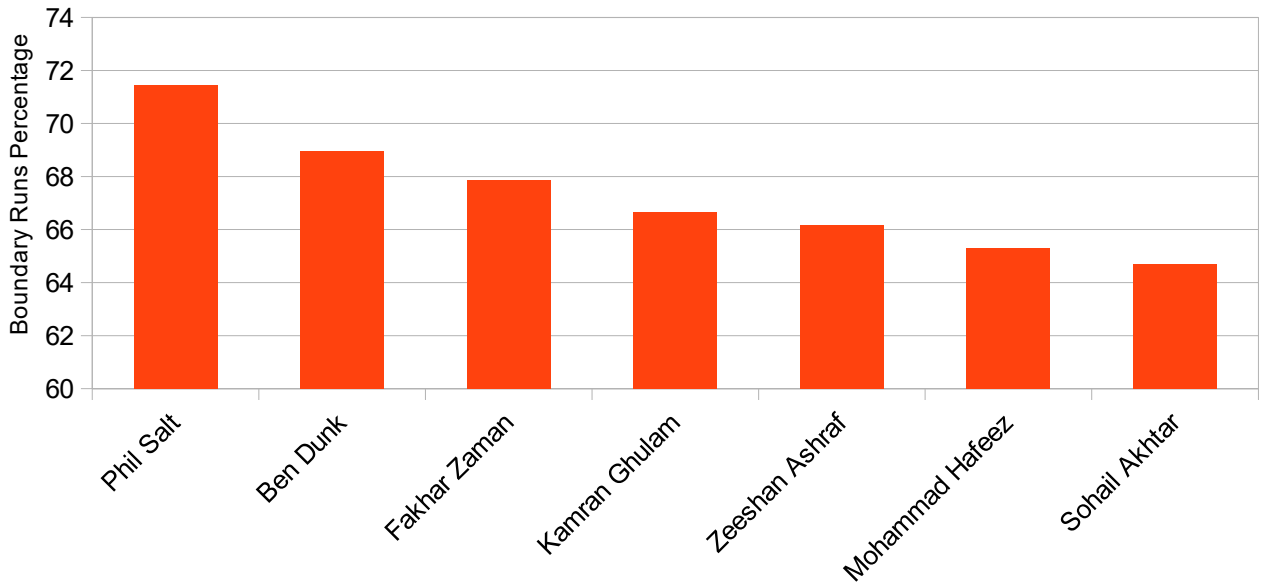
## Batsmen for Karachi Kings with highest Boundary percentage in Powerplay

| Count | Sum of Total Runs | Sum of Boundary Runs | Boundary Percent | Players → Full Name |
|-------|-------------------|----------------------|------------------|---------------------|
| 4     | 29                | 24                   | 82.76            | Syed Imad Wasim     |
| 7     | 103               | 78                   | 75.73            | Joe Michael Clarke  |
| 41    | 584               | 440                  | 75.34            | Sharjeel Khan       |
| 4     | 23                | 16                   | 69.57            | Rohail Nazir        |
| 61    | 961               | 600                  | 62.43            | Mohammad Babar Azam |
| 9     | 107               | 54                   | 50.47            | Sahibzada Farhan    |



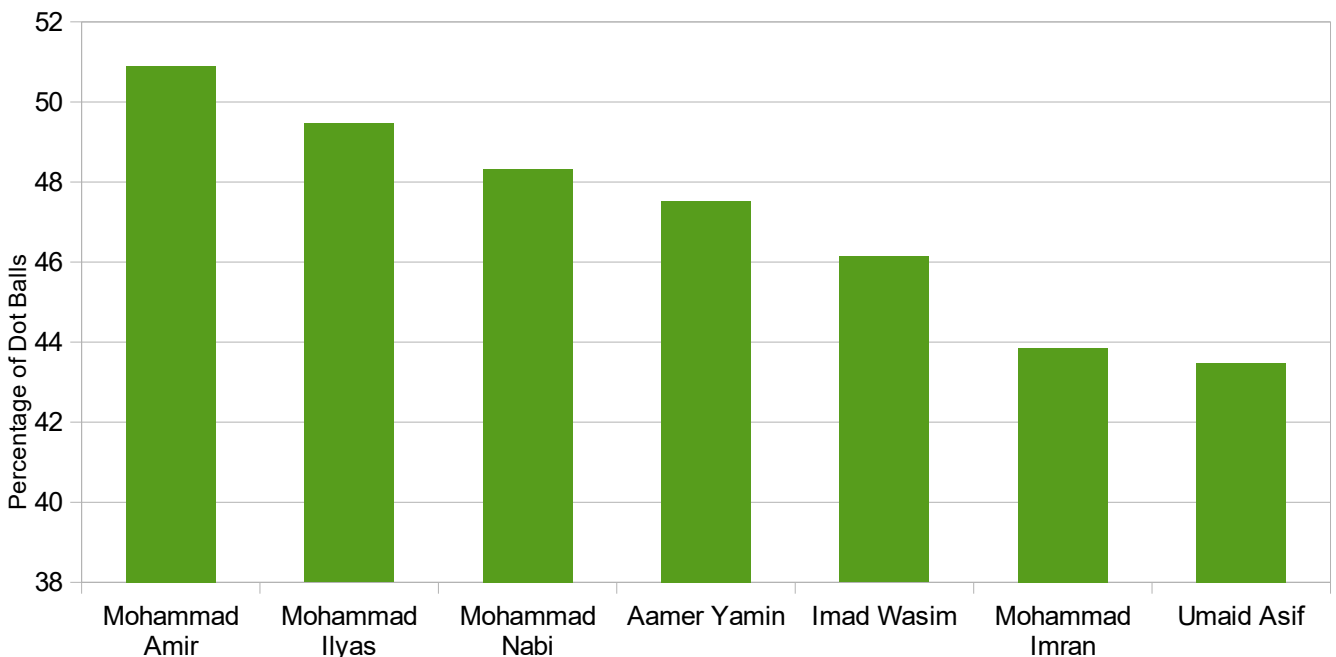
## Batsmen for Lahore Qalandars with highest Boundary percentage in Powerplay

| Count | Sum of Total Runs | Sum of Boundary Runs | Boundary Percent | Players → Full Name |
|-------|-------------------|----------------------|------------------|---------------------|
| 8     | 98                | 70                   | 71.43            | Philip Dean Salt    |
| 11    | 58                | 40                   | 68.97            | Ben Robert Dunk     |
| 57    | 1,017             | 690                  | 67.85            | Fakhar Zaman        |
| 3     | 24                | 16                   | 66.67            | Kamran Ghulam       |
| 9     | 130               | 86                   | 66.15            | Zeeshan Ali Ashraf  |
| 36    | 340               | 222                  | 65.29            | Mohammad Hafeez     |
| 21    | 306               | 198                  | 64.71            | Sohail Akhtar       |



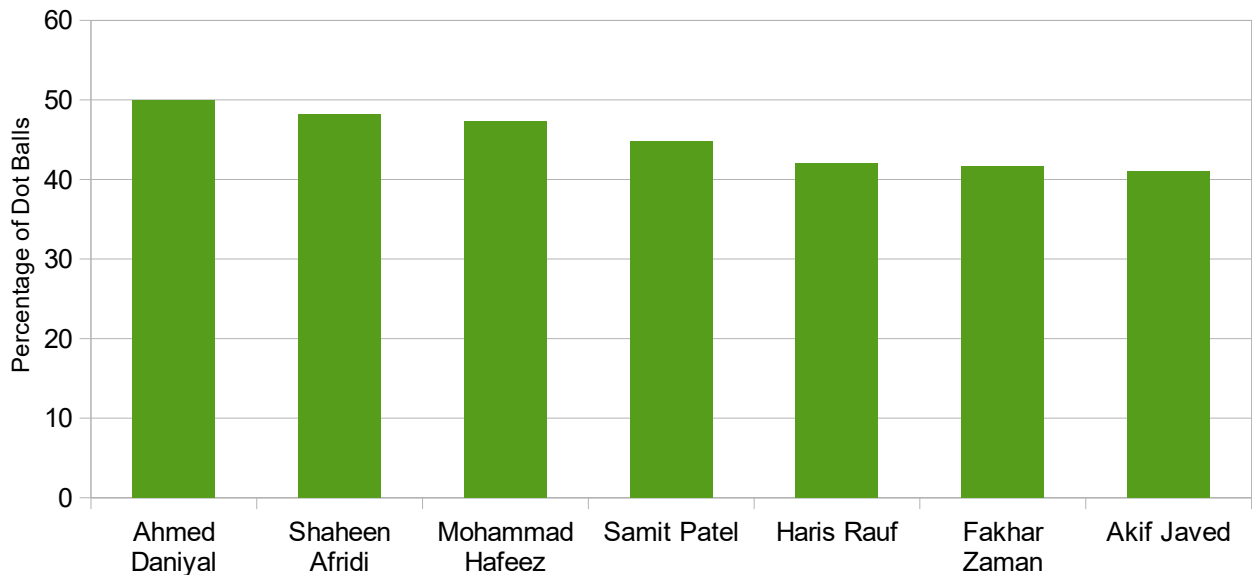
## Bowlers for Karachi Kings with highest Dot Ball Percentage in Powerplay

| Players → Full Name | Count | Sum of Dots | Sum of Balls Bowled | Dot Ball Percentage |
|---------------------|-------|-------------|---------------------|---------------------|
| Mohammad Amir       | 57    | 342         | 672                 | 50.89               |
| Mohammad Ilyas      | 19    | 92          | 186                 | 49.46               |
| Mohammad Nabi       | 7     | 29          | 60                  | 48.33               |
| Aamer Yamin         | 23    | 115         | 242                 | 47.52               |
| Syed Imad Wasim     | 50    | 221         | 479                 | 46.14               |
| Mohammad Imran      | 12    | 50          | 114                 | 43.86               |
| Umaid Asif          | 35    | 120         | 276                 | 43.48               |



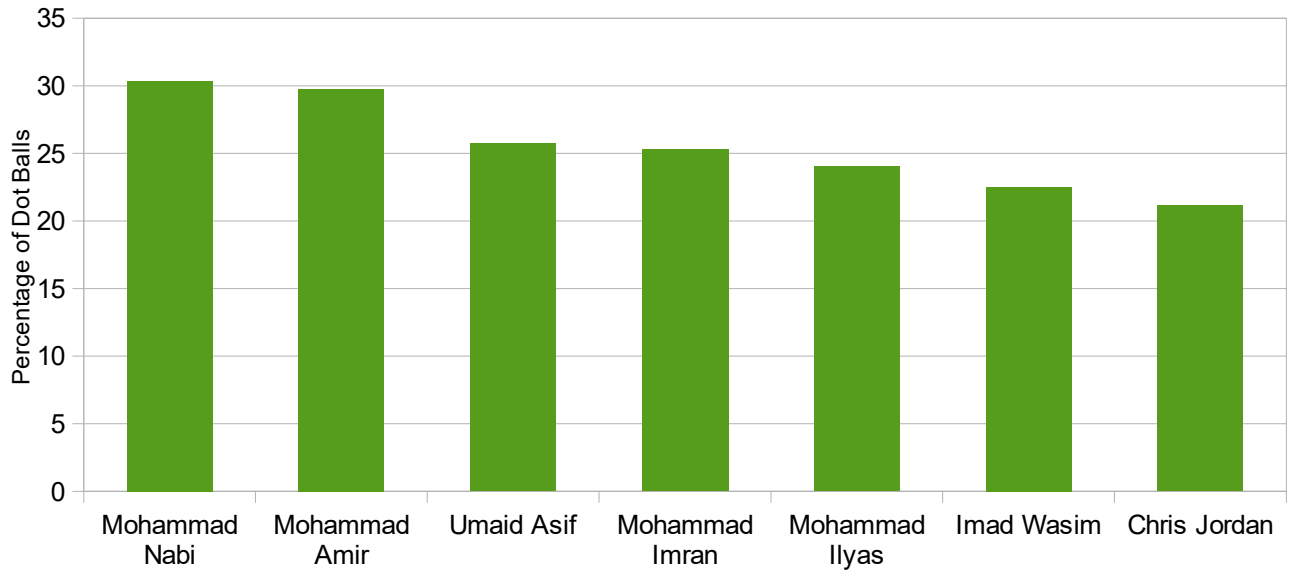
## Bowlers for Lahore Qalandars with highest Dot Ball Percentage in Powerplay

| Players → Full Name | Count | Sum of Dots | Sum of Balls Bowled | Dot Ball Percentage |
|---------------------|-------|-------------|---------------------|---------------------|
| Ahmed Daniyal       | 7     | 21          | 42                  | 50                  |
| Shaheen Shah Afridi | 42    | 237         | 492                 | 48.17               |
| Mohammad Hafeez     | 12    | 54          | 114                 | 47.37               |
| Samit Rohit Patel   | 25    | 137         | 306                 | 44.77               |
| Haris Rauf          | 22    | 66          | 157                 | 42.04               |
| Fakhar Zaman        | 4     | 15          | 36                  | 41.67               |
| Akif Javed          | 10    | 59          | 144                 | 40.97               |



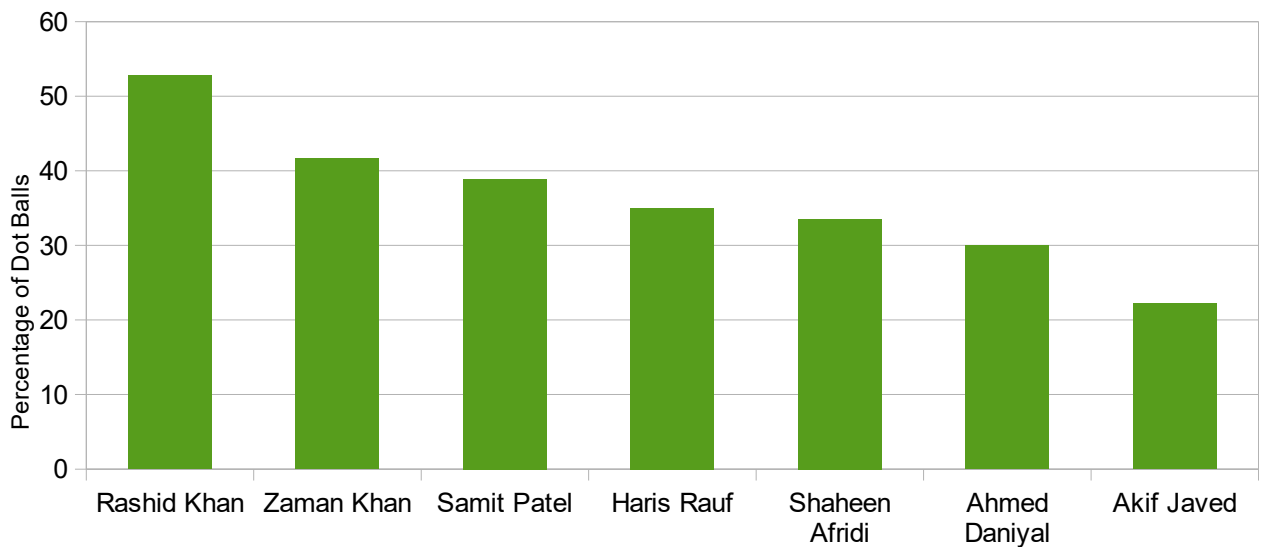
## Bowlers for Karachi Kings with highest Dot Ball Percentage in Death Overs

| Players → Full Name      | Count | Sum of Dots | Sum of Balls Bowled | Dot Ball Percentage |
|--------------------------|-------|-------------|---------------------|---------------------|
| Mohammad Nabi            | 8     | 17          | 56                  | 30.36               |
| Mohammad Amir            | 46    | 133         | 447                 | 29.75               |
| Umaid Asif               | 35    | 71          | 276                 | 25.72               |
| Mohammad Imran           | 12    | 22          | 87                  | 25.29               |
| Mohammad Ilyas           | 14    | 31          | 129                 | 24.03               |
| Syed Imad Wasim          | 8     | 9           | 40                  | 22.5                |
| Christopher James Jordan | 20    | 44          | 208                 | 21.15               |



## Bowlers for Lahore Qalandars with highest Dot Ball Percentage in Death Overs

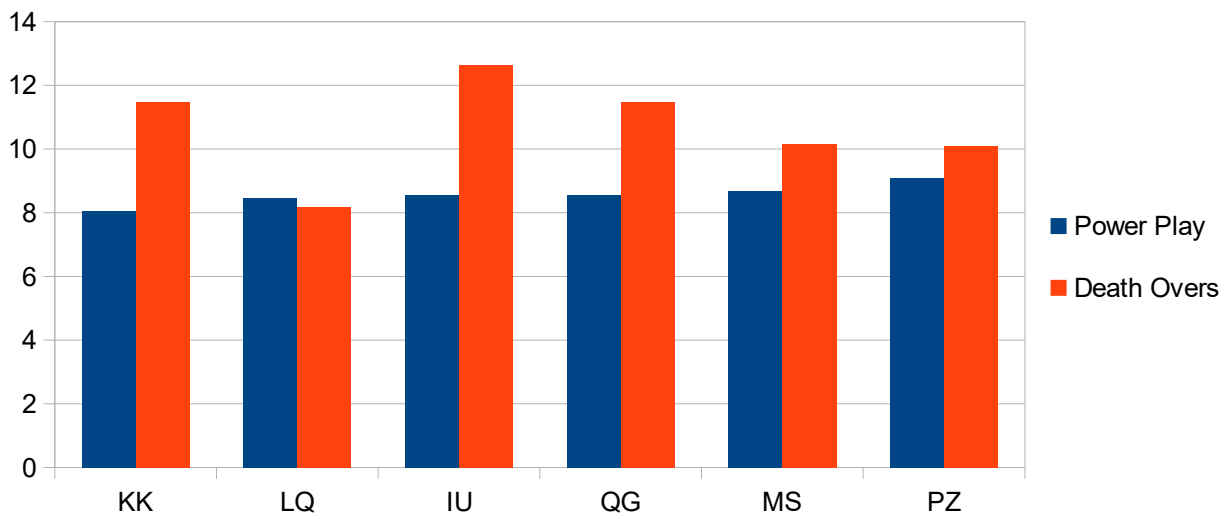
| Players → Full Name | Count | Sum of Dots | Sum of Balls Bowled | Dot Ball Percentage |
|---------------------|-------|-------------|---------------------|---------------------|
| Rashid Khan Arman   | 6     | 19          | 36                  | 52.78               |
| Zaman Khan          | 5     | 10          | 24                  | 41.67               |
| Samit Rohit Patel   | 3     | 7           | 18                  | 38.89               |
| Haris Rauf          | 31    | 105         | 300                 | 35                  |
| Shaheen Shah Afridi | 37    | 122         | 364                 | 33.52               |
| Ahmed Daniyal       | 5     | 9           | 30                  | 30                  |
| Akif Javed          | 6     | 8           | 36                  | 22.22               |



## H2H Match ups To Watch Out For

| Bowler      |                  | Batsman         |                  | Previous dismissals |
|-------------|------------------|-----------------|------------------|---------------------|
| Name        | Team             | Name            | Team             |                     |
| Umaid Asif  | Karachi Kings    | Fakhar Zaman    | Lahore Qalandars | 3                   |
| Rashid Khan | Lahore Qalandars | Babar Azam      | Karachi Kings    | 2                   |
| Imad Wasim  | Karachi Kings    | Mohammad Hafeez | Lahore Qalandars | 2                   |
| Akif Javed  | Lahore Qalandars | Sharjeel Khan   | Karachi Kings    | 2                   |

## Economy Rate of Team Bowlers in the Powerplay and Death Overs of PSL 2022



## Dot Ball Percentage of Team Bowlers in the Powerplay and Death Overs of PSL 2022

