HBL Pakistan Super League

Islamabad United vs. Karachi Kings

Match 21, 14 Feb 2022

Pre-Game Data Pack

presented by

TV CONAL

Television Content Analytics

Islamabad United vs. Karachi Kings H2H (Since 2020)

Match Date	Winner Team	Result Type	Won by Runs	Won by Wickets
March 14, 2020	Karachi Kings	Won by Wickets	-	4
March 1, 2020	Karachi Kings	Won by Wickets	-	5
June 14, 2021	Islamabad United	Won by Wickets	-	8
February 24, 2021	Islamabad United	Won by Wickets	-	5
February 6, 2022	Islamabad United	Won by Runs	49	-

Top 10 Batsmen in PSL (Since 2020) (Sorted by Batting Avg.)

Batsman Name	Matches Played	Total Runs	No. of Dismissals	Batsman Strike Rate	Batting Average	Boundary Runs Percentage
Babar Azam	28	1,345	21	126.64	64.04	52.04
Tim David	13	401	8	186.51	50.12	71.32
Colin Munro	18	696	14	154.32	49.71	66.37
Usman Khawaja	7	246	5	152.79	49.2	62.60
Alex Hales	17	641	14	157.49	45.78	69.26
Mohammad Rizwan	20	768	17	126.31	45.17	53.38
Luke Ronchi	8	251	6	152.12	41.83	65.33
Jason Roy	11	403	10	144.44	40.3	67.99
Fakhar Zaman	30	1,145	29	139.97	38.48	60.61
Khushdil Shah	24	470	12	154.60	39.16	61.27

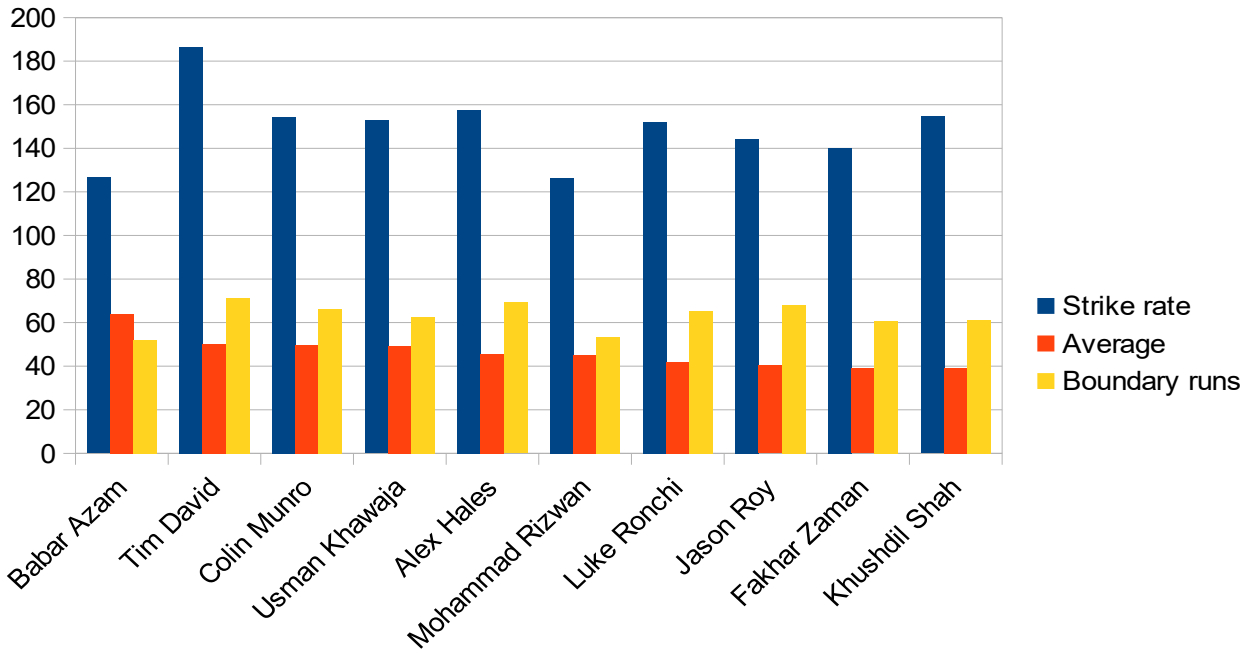

Top 10 Batsmen in PSL @ Gaddafi Stadium, Lahore (Since 2017) (Sorted by Batting Avg.)

Batsman Name	Matches Played	Total Runs	No. of Dismissals	Batsman Strike Rate	Batting Average	Boundary Runs Percentage
Ben Dunk	6	257	3	199.22	85.67	75.49
Sohail Akhtar	7	156	3	113.04	52	52.56
Chris Lynn	6	249	5	180.43	49.8	81.12
Fakhar Zaman	12	511	12	138.11	42.58	58.71
Shan Masood	8	295	8	133.48	36.88	56.27
Samit Patel	4	98	3	153.13	32.67	67.35
Colin Ingram	4	65	2	171.05	32.5	76.92
Khushdil Shah	6	117	4	164.79	29.25	68.38
Mohammad Hafeez	15	325	12	112.85	27.08	55.38
Kamran Akmal	5	133	5	172.73	26.6	81.2

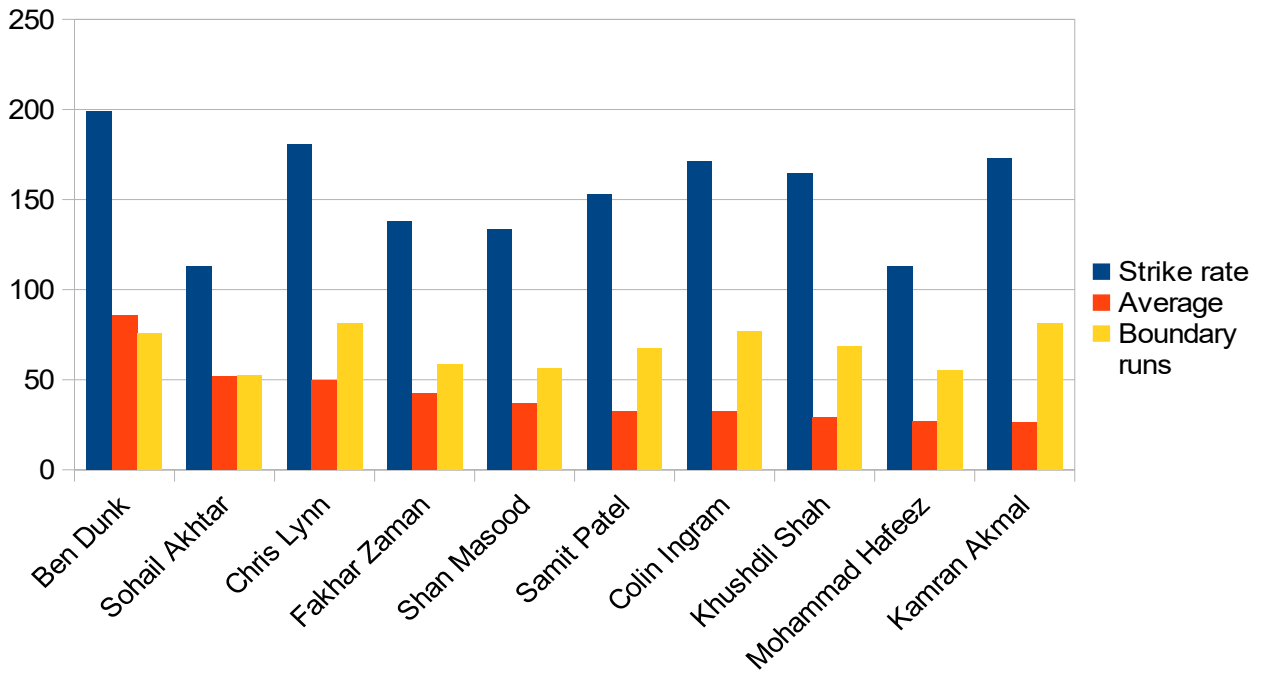

Top Batsmen for Islamabad United (Since 2020) (Sorted by Batting Avg.)

Batsman Name	Matches Played	Total Runs	No. of Dismissals	Batsman Strike Rate	Batting Average	Boundary Runs Percentage
Colin Munro	18	696	14	154.32	49.71	66.38
Alex Hales	10	369	9	164.73	41	72.63
Paul Stirling	7	243	7	176.09	34.71	78.19
Shadab Khan	21	547	20	150.69	27.35	62.52
Azam Khan	5	104	4	155.22	26	63.46

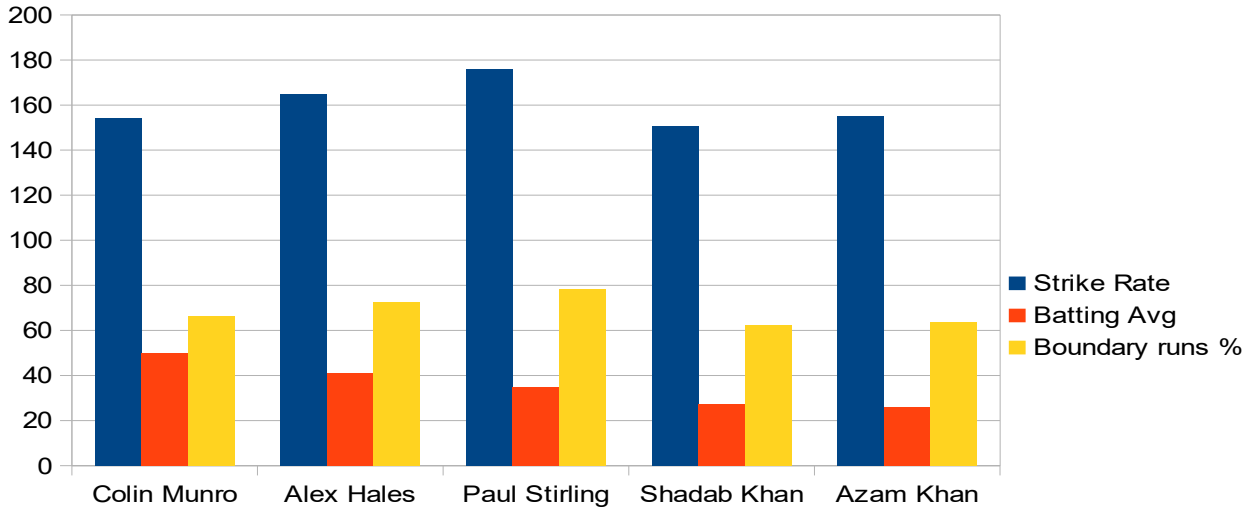

Top Batsmen for Karachi Kings (Since 2020) (Sorted by Batting Avg.)

Batsman Name	Matches Played	Total Runs	No. of Dismissals	Batsman Strike Rate	Batting Average	Boundary Runs Percentage
Babar Azam	30	1,475	23	126.28	64.13	51.8
Mohammad Nabi	11	268	8	153.14	33.5	67.91
Joe Clarke	8	199	7	142.14	28.43	61.31
Sharjeel Khan	28	687	26	140.78	26.42	77.44
Imad Wasim	17	261	12	117.57	21.75	53.64

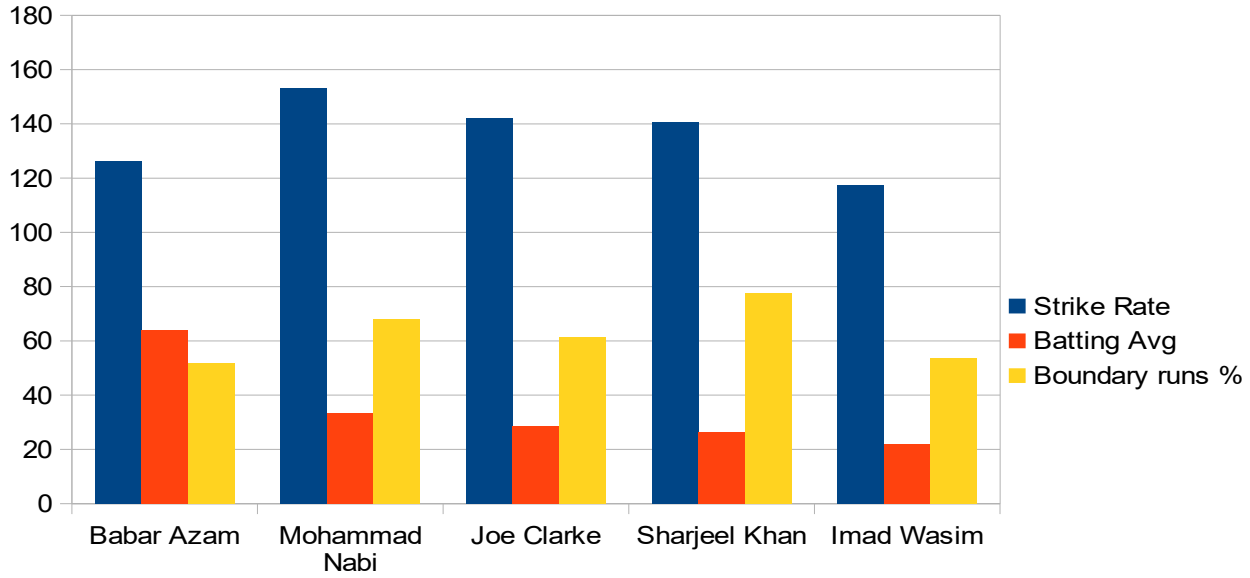

Top 10 Bowlers in PSL (Since 2020) (Sorted by Wickets Taken)

Bowler Name	Bowling Style	Matches Played	Wickets	Bowling Strike Rate	Economy Rate
Shaheen Afridi	Left-arm fast	29	43	16.02	7.22
Imran Tahir	Legbreak googly	23	36	14.13	6.97
Shadab Khan	Right-arm Legbreak	26	34	16.05	7.64
Wahab Riaz	Left-arm fast	28	33	19.24	8.84
Haris Rauf	Right-arm fast	24	29	19.27	9.62
Shahnawaz Dahani	Right-arm fast-medium	17	28	12.71	9.08
Hasan Ali	Right-arm medium-fast	25	27	21.03	8.44
Umaid Asif	Right-arm medium-fast	21	23	19.43	8.56
Mohammad Hasnain	Right-arm fast	20	23	18.21	9.02
Sohail Tanvir	Left-arm medium-fast	22	22	21.36	8.15

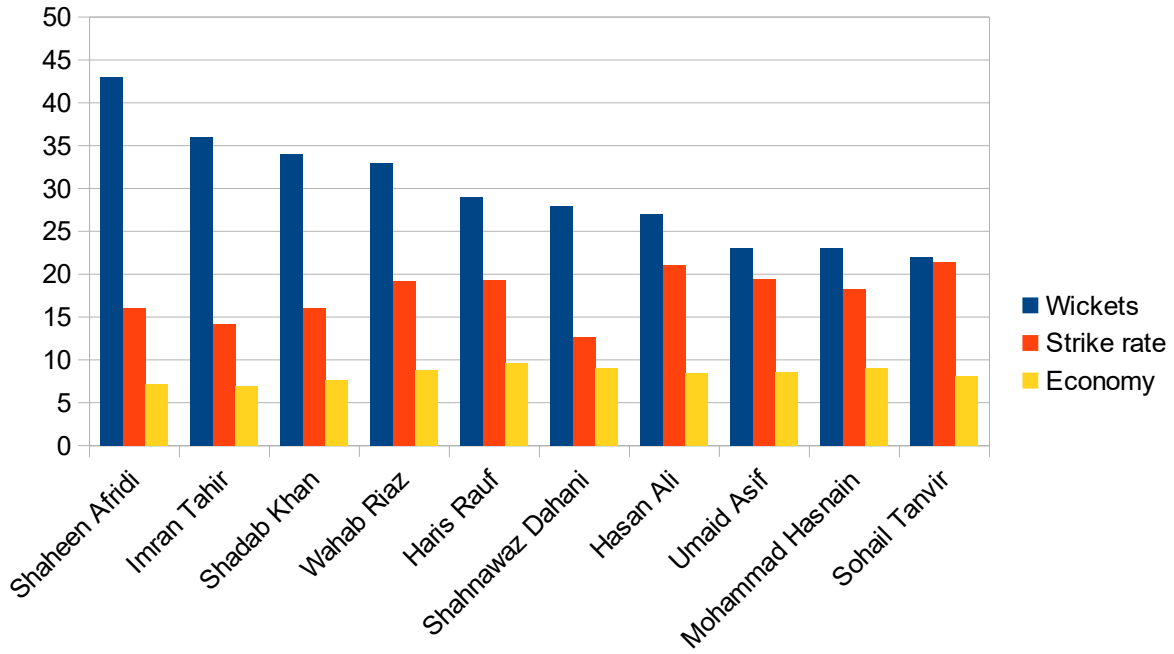

Top 10 Bowlers in PSL @ Gaddafi Stadium, Lahore (Since 2020) (Sorted by Wickets Taken)

Bowler Name	Bowling Style	Matches Played	Wickets	Bowling Strike Rate	Economy Rate
Shaheen Afridi	Left-arm fast	9	16	13.56	6.47
Salman Irshad	Right-arm fast-medium	6	11	10.36	8.84
Wahab Riaz	Left-arm fast	6	9	14.66	7.59
Samit Patel	Left-arm orthodox	7	9	14	7.90
Shadab Khan	Right-arm Legbreak	4	7	12.85	5.93
David Wiese	Right-arm medium-fast	7	7	18	7.71
Haris Rauf	Right-arm medium-fast	6	6	23.16	9.75
Hasan Ali	Right-arm medium-fast	5	5	23	8.4
Mohammad Nawaz	Left-arm orthodox	4	5	18	5.93
Faheem Ashraf	Left-arm fast-medium	3	4	16.5	9.36

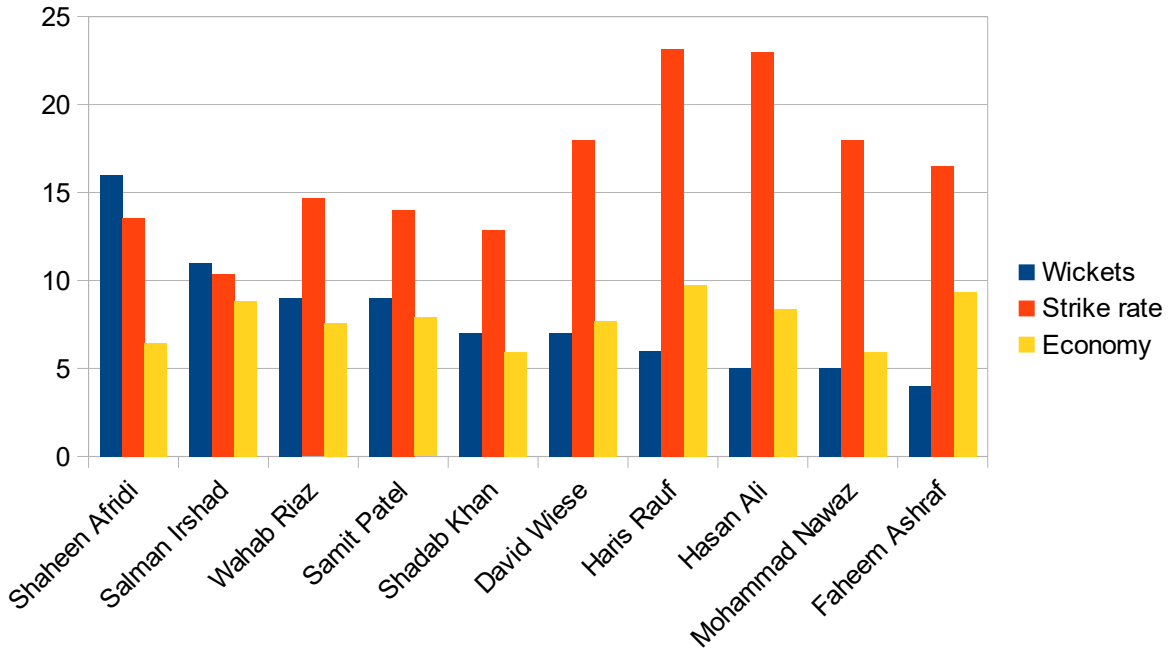

Top Bowlers for Islamabad United (Since 2020) (Sorted by Wickets Taken)

Bowler Name	Matches Played	Wickets	Bowling Strike Rate	Economy Rate
Shadab Khan	26	34	16.05	7.64
Hasan Ali	16	19	19.78	8.36
Mohammad Wasim	17	18	20.77	9.30
Faheem Ashraf	21	18	22.55	8.42
Mohammad Musa	10	11	18.27	8.41

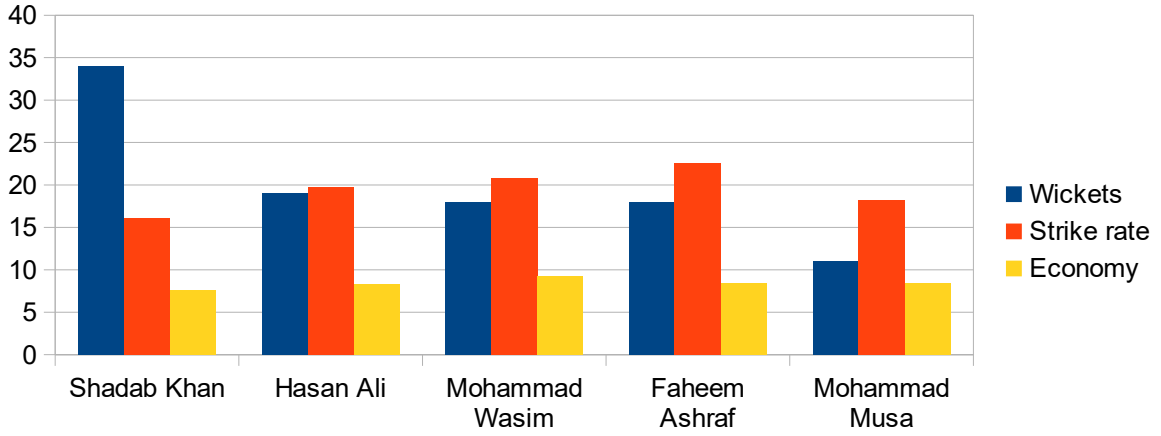

Top Bowlers for Karachi Kings (Since 2020) (Sorted by Wickets Taken)

Bowler Name	Matches Played	Wickets	Bowling Strike Rate	Economy Rate
Umaid Asif	12	15	17.2	7.72
Mohammad Amir	21	14	35	8.08
Imad Wasim	25	14	33.35	7.45
Mohammad Ilyas	8	9	15.88	10.23
Mohammad Nabi	10	6	32.5	7.07

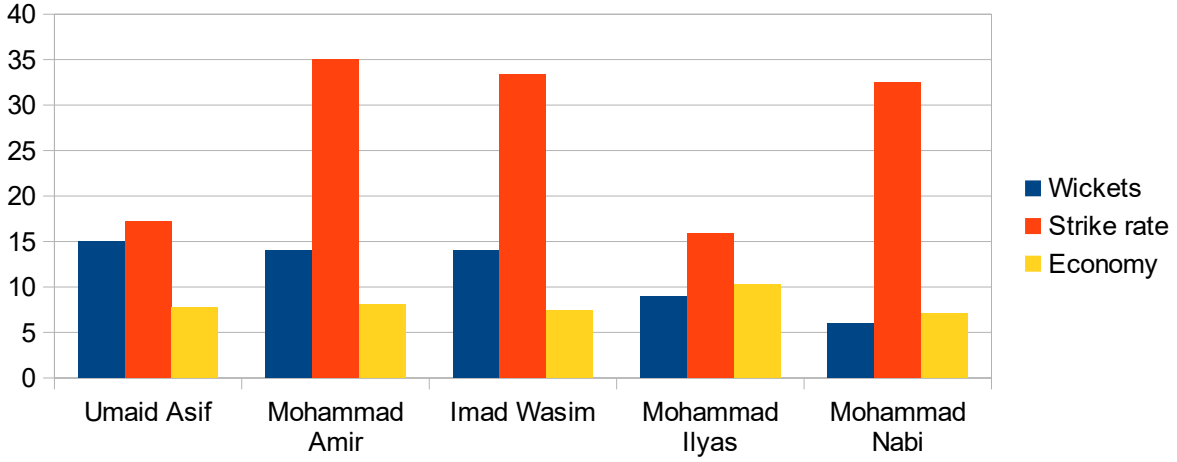

Batsmen for Islamabad United with highest Boundary percentage in Death Overs

Batsman Name	Matches Played	Total Runs	Total Boundary Runs	Boundary Runs Percentage
Asif Ali	28	406	310	76.35
Alex Hales	3	50	38	76
Mohammad Wasim	7	60	44	73.33
Faheem Ashraf	28	278	188	67.63
Mohammad Musa	4	27	18	66.67
Hasan Ali	23	140	90	64.29
Azam Khan	10	132	84	63.64
Shadab Khan	17	178	108	60.67

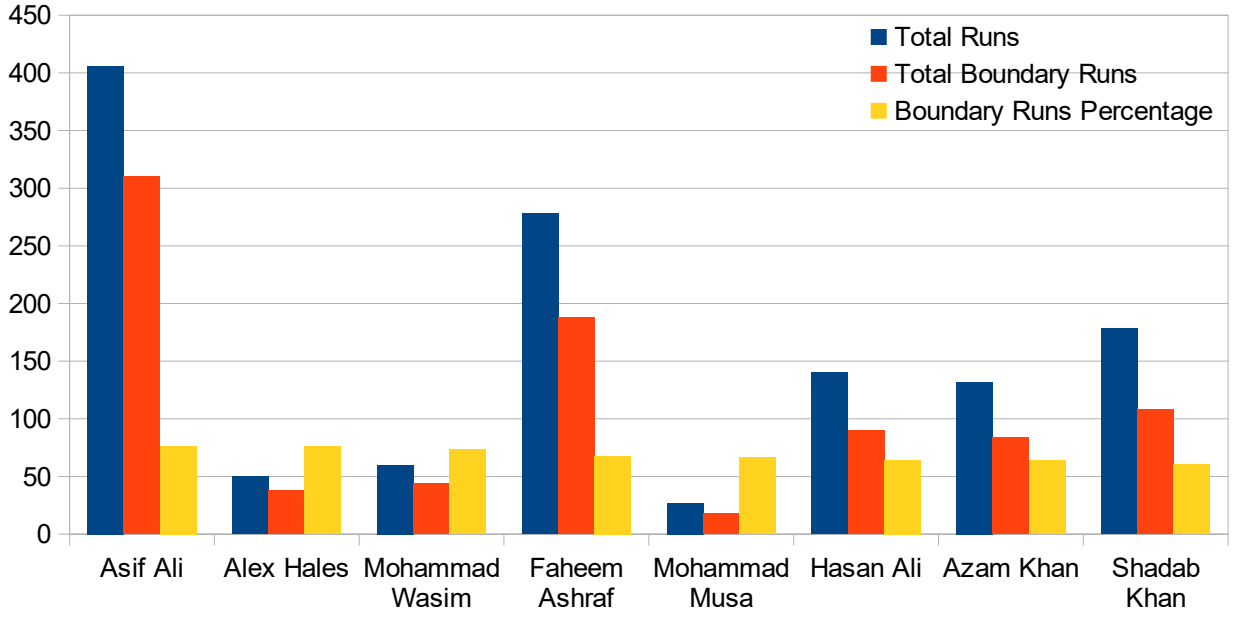

Batsmen for Karachi Kings with highest Boundary percentage in Death Overs

Batsman Name	Matches Played	Total Runs	Total Boundary Runs	Boundary Runs Percentage
Sharjeel Khan	4	69	54	78.26
Umaid Asif	12	107	80	74.77
Mohammad Nabi	9	108	76	70.37

Babar Azam	21	346	208	60.12
Mohammad Amir	19	61	36	59.02
Imad Wasim	39	336	192	57.14
Lewis Gregory	6	70	40	57.14
Chris Jordan	10	47	24	51.06

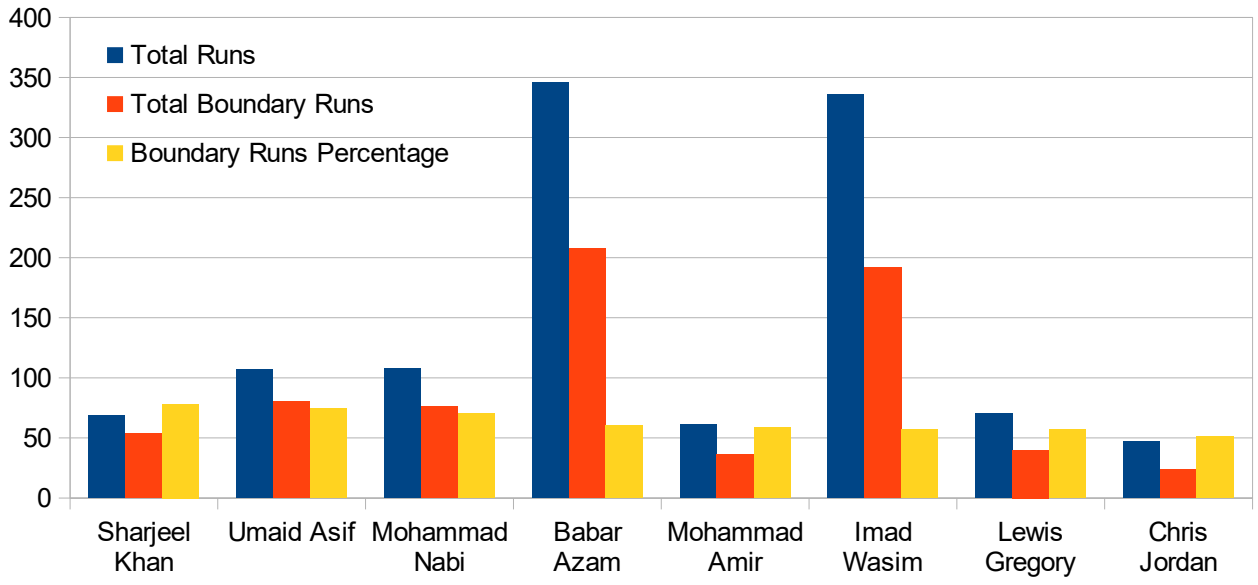

Batsmen for Islamabad United with highest Strike Rate in Death Overs

Batsman Name	Matches Played	Total Runs	Total Balls Faced	Strike Rate
Alex Hales	3	50	23	217.39
Asif Ali	28	406	207	196.14
Mohammad Wasim	7	60	37	162.16
Hasan Ali	23	140	90	155.56
Shadab Khan	17	178	115	154.78
Faheem Ashraf	28	278	186	149.46
Azam Khan	10	132	90	146.67
Colin Munro	5	65	46	141.3

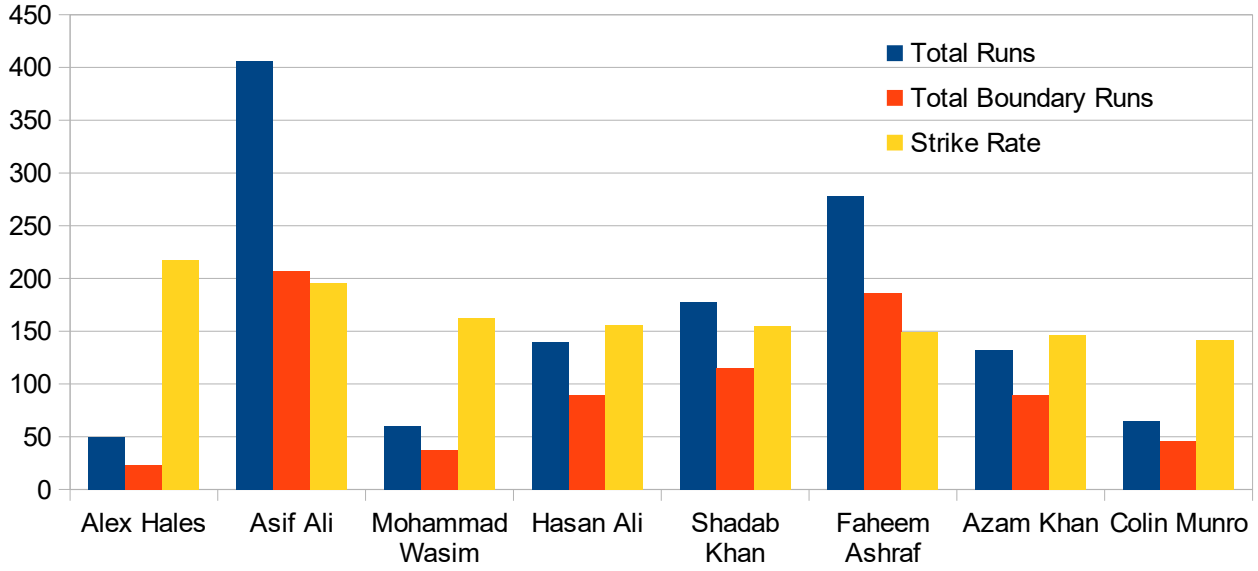

Batsmen for Karachi Kings with highest Strike Rate in Death Overs

Batsman Name	Matches Played	Total Runs	Total Balls Faced	Strike Rate
Sharjeel Khan	4	69	34	202.94
Umaid Asif	12	107	59	181.36
Mohammad Nabi	9	108	60	180
Babar Azam	21	346	201	172.14
Lewis Gregory	6	70	50	140
Imad Wasim	39	336	244	137.7
Aamer Yamin	11	59	49	120.41
Mohammad Amir	19	61	59	103.39

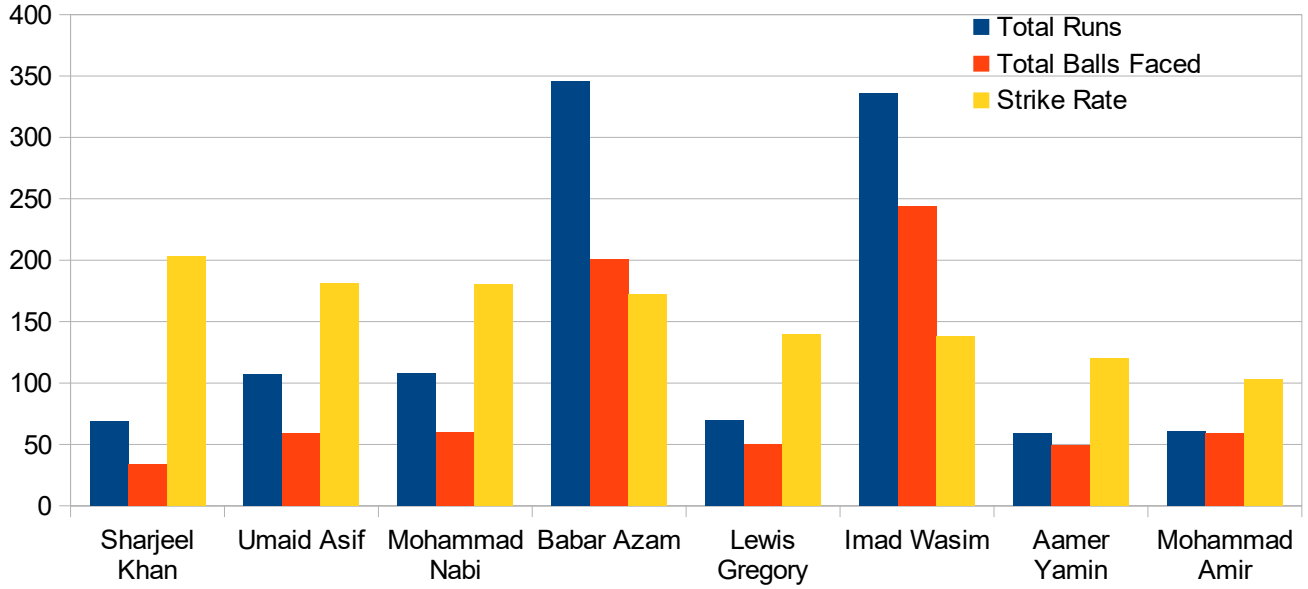

Bowlers for Islamabad United with best Economy Rate in Death Overs

Players → Full Name	Sum of Runs Conceded	Sum of Balls Bowled	Count	Economy Rate
Shadab Khan	88	67	11	7.88
Faheem Ashraf	437	287	34	9.14
Hasan Ali	626	388	52	9.68
Mohammad Wasim	221	135	16	9.82
Muhammad Musa Khan	115	65	10	10.62
Zafar Gohar Khan	77	38	6	12.16
Colin Munro	39	18	3	13

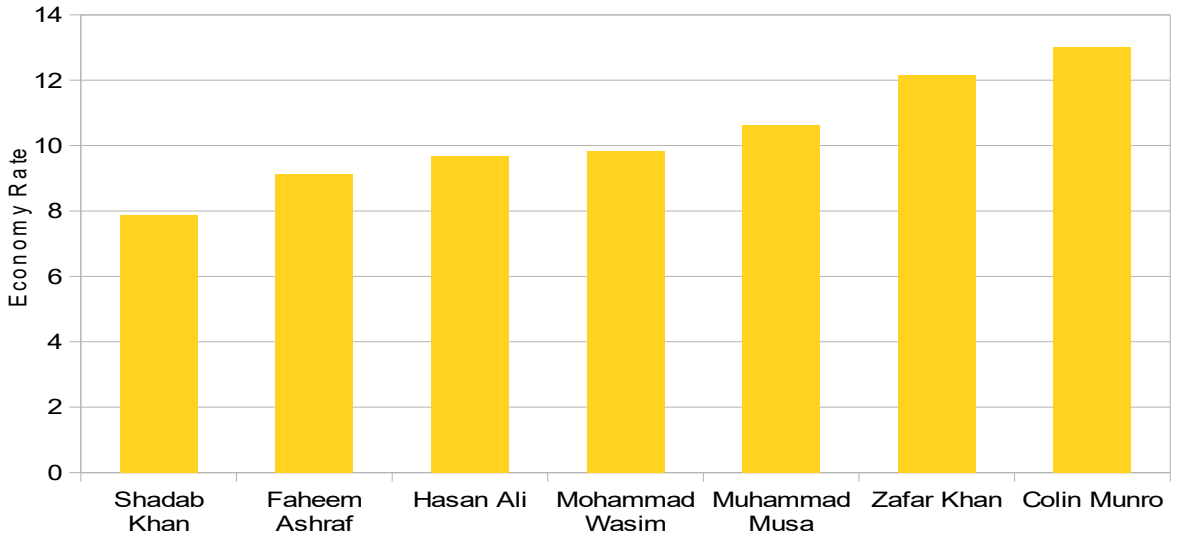

Bowlers for Karachi Kings with best Economy Rate in Death Overs

Players → Full Name	Sum of Runs Conceded	Sum of Balls Bowled	Count	Economy Rate
Mohammad Amir	658	447	46	8.83
Christopher James Jordan	289	184	18	9.42
Mohammad Nabi	94	56	8	10.07
Mohammad Imran	147	87	12	10.14
Umaid Asif	431	255	33	10.14
Mohammad Ilyas	225	129	14	10.47
Aamer Yamin	145	78	11	11.15
Lewis Gregory	38	19	3	12

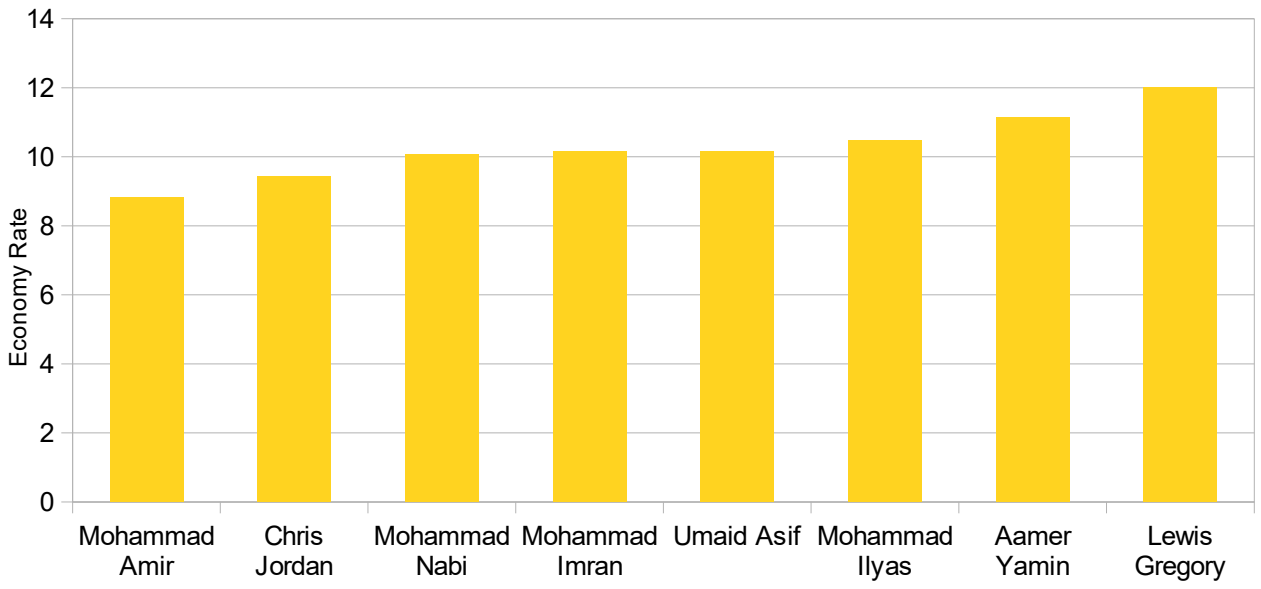

Batsmen for Islamabad United with highest Strike Rate in Powerplay

Count	Sum of Total Runs	Sum of Balls Faced	Strike Rate	Players → Full Name
7	212	104	203.85	Paul Robert Stirling
22	434	262	165.65	Alexander Daniel Hales
25	416	282	147.52	Colin Munro
3	36	25	144	Rahmanullah Gurbaz
4	44	31	141.94	Muhammad Akhlaq
16	110	89	123.6	Shadab Khan
4	37	41	90.24	Asif Ali

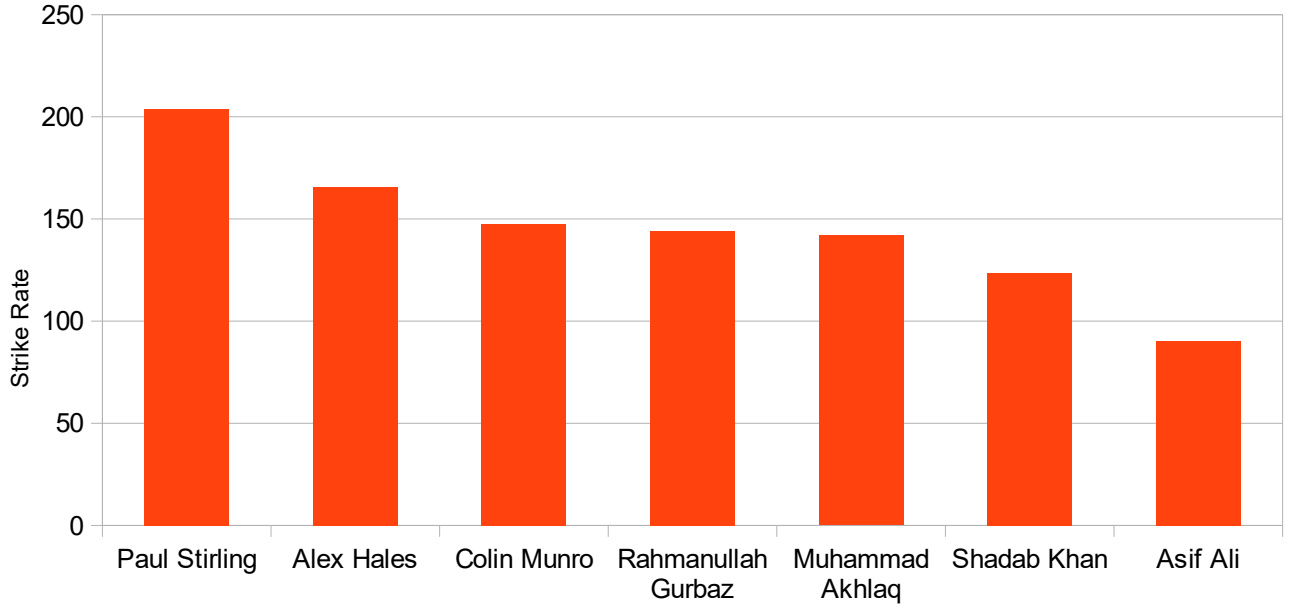

Batsmen for Karachi Kings with highest Strike Rate in Powerplay

Count	Sum of Total Runs	Sum of Balls Faced	Strike Rate	Players → Full Name
6	84	57	147.37	Joe Michael Clarke
4	29	22	131.82	Syed Imad Wasim
40	570	452	126.11	Sharjeel Khan
60	959	847	113.22	Mohammad Babar Azam
4	23	23	100	Rohail Nazir
9	107	115	93.04	Sahibzada Farhan

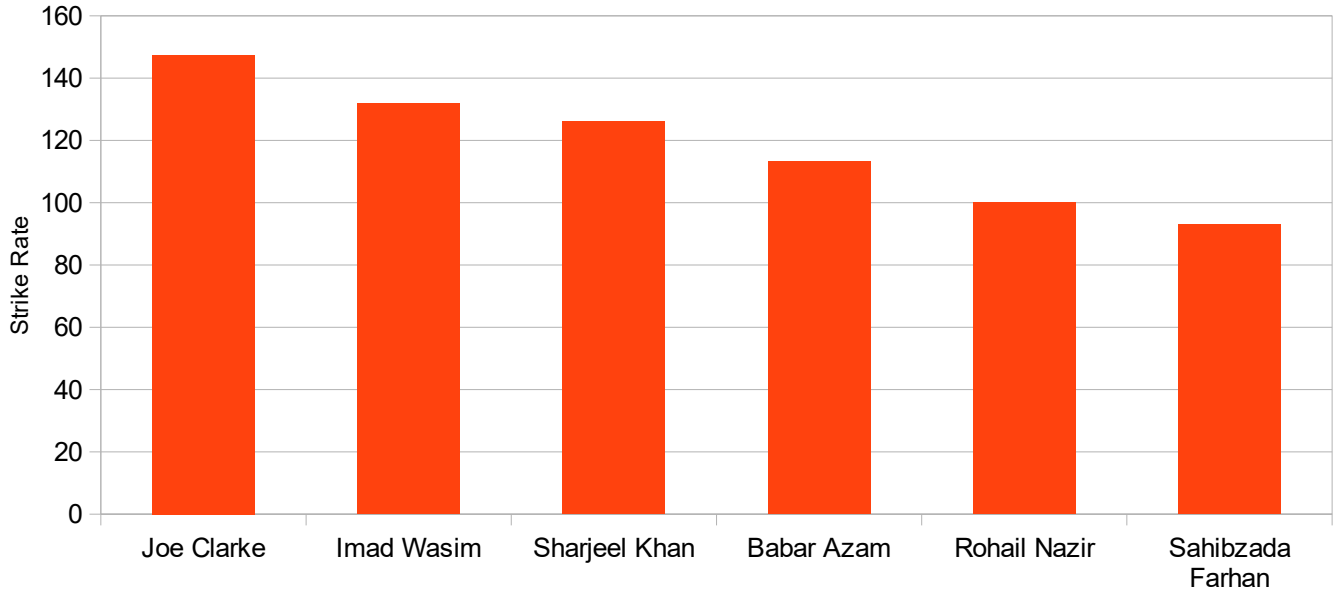

Bowlers for Islamabad United with best Economy Rate in Powerplay

Players → Full Name	Sum of Runs Conceded	Sum of Balls Bowled	Count	Economy Rate
Hasan Ali	766	678	59	6.78
Faheem Ashraf	405	330	34	7.36
Mohammad Wasim	188	138	15	8.17
Muhammad Musa Khan	260	174	14	8.97
Zafar Gohar Khan	123	78	8	9.46
Shadab Khan	101	54	8	11.22

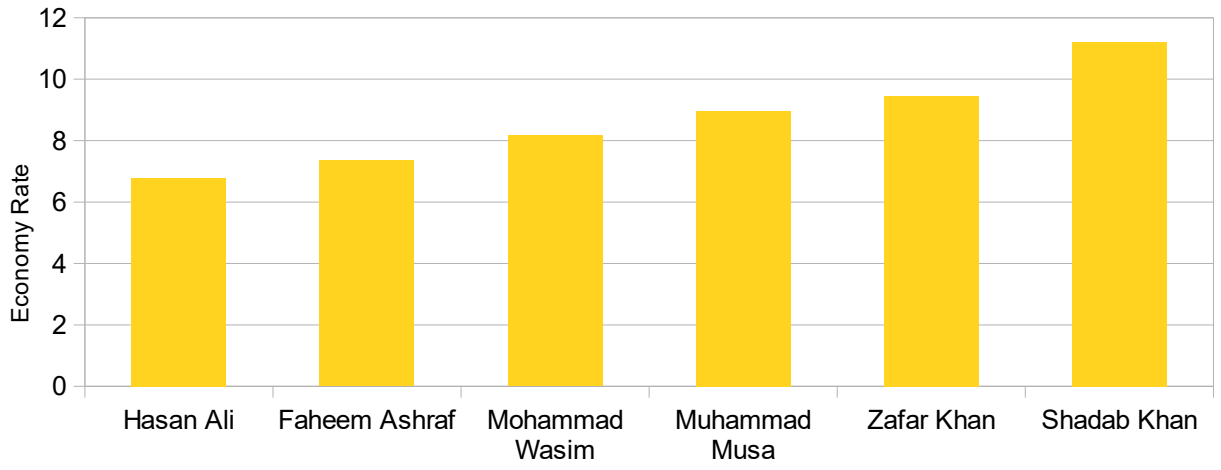

Bowlers for Karachi Kings with best Economy Rate in Powerplay

Players → Full Name	Sum of Runs Conceded	Sum of Balls Bowled	Count	Economy Rate
Mohammad Nabi	57	60	7	5.7
Mohammad Amir	692	672	57	6.18
Mohammad Imran	134	114	12	7.05
Christopher James Jordan	189	156	20	7.27
Syed Imad Wasim	549	449	48	7.34
Mohammad Ilyas	234	186	19	7.55
Umaid Asif	366	270	34	8.13
Aamer Yamin	334	242	23	8.28

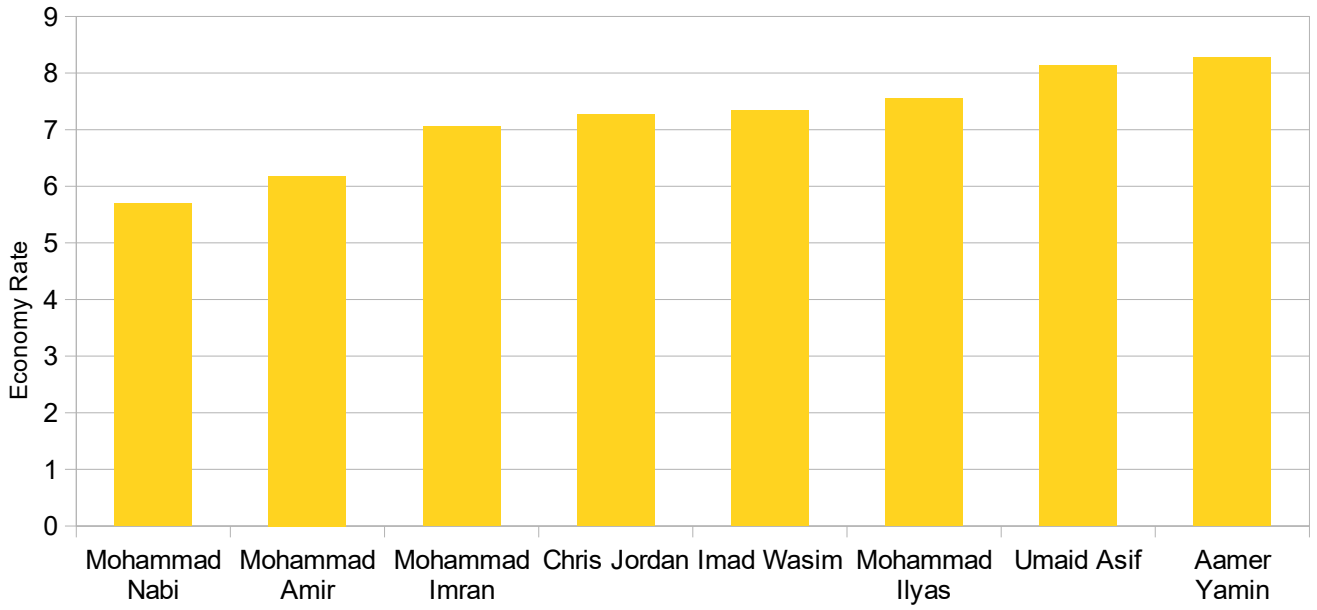

Batsmen for Islamabad United with highest Boundary percentage in Powerplay

Count	Sum of Total Runs	Sum of Boundary Runs	Boundary Percent	Players → Full Name
7	212	180	84.91	Paul Robert Stirling
4	44	36	81.82	Muhammad Akhlaq
22	434	338	77.88	Alexander Daniel Hales
25	416	300	72.12	Colin Munro
3	36	24	66.67	Rahmanullah Gurbaz
16	110	72	65.45	Shadab Khan
4	37	18	48.65	Asif Ali

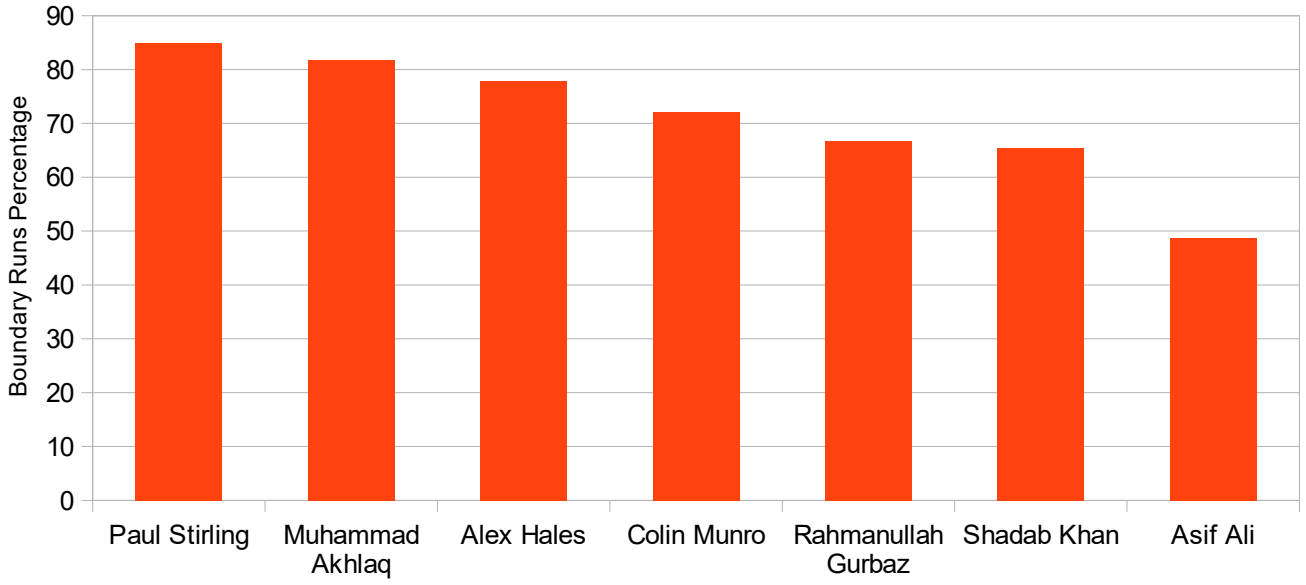

Batsmen for Karachi Kings with highest Boundary percentage in Powerplay

Count	Sum of Total Runs	Sum of Boundary Runs	Boundary Percent	Players → Full Name
4	29	24	82.76	Syed Imad Wasim
6	84	66	78.57	Joe Michael Clarke
40	570	436	76.49	Sharjeel Khan
4	23	16	69.57	Rohail Nazir
60	959	600	62.57	Mohammad Babar Azam
9	107	54	50.47	Sahibzada Farhan

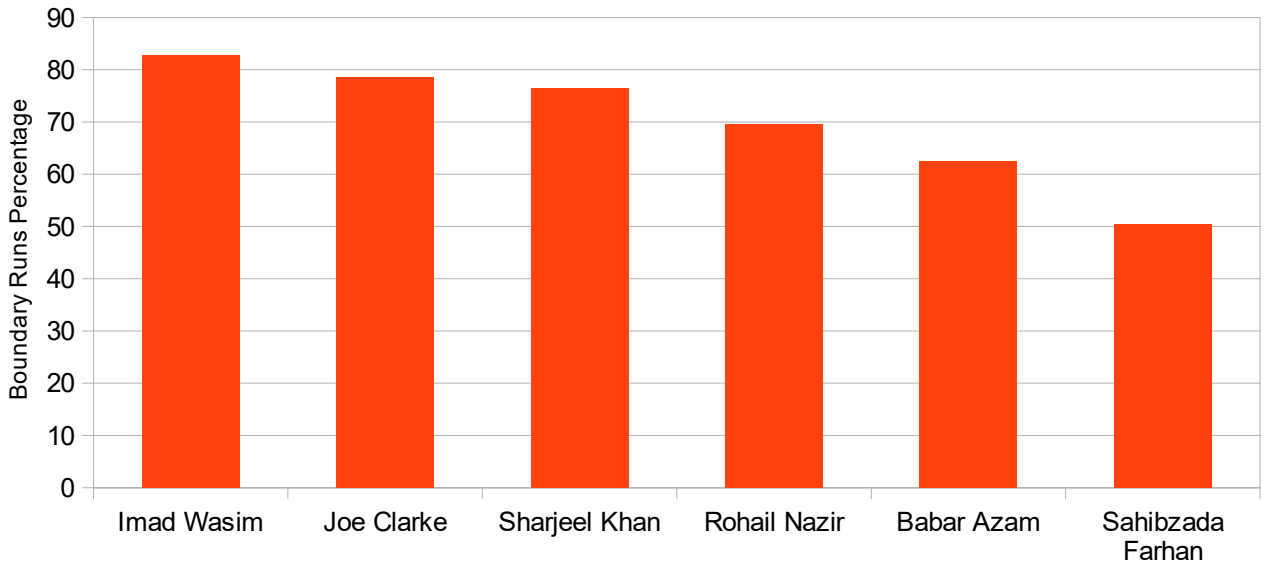

Bowlers for Islamabad United with highest Dot Ball Percentage in Powerplay

Players → Full Name	Count	Sum of Dots	Sum of Balls Bowled	Dot Ball Percentage
Hasan Ali	59	355	678	52.36
Muhammad Musa Khan	14	81	174	46.55
Faheem Ashraf	34	150	330	45.45
Zafar Gohar Khan	8	35	78	44.87
Mohammad Wasim	15	51	138	36.96
Shadab Khan	8	17	54	31.48

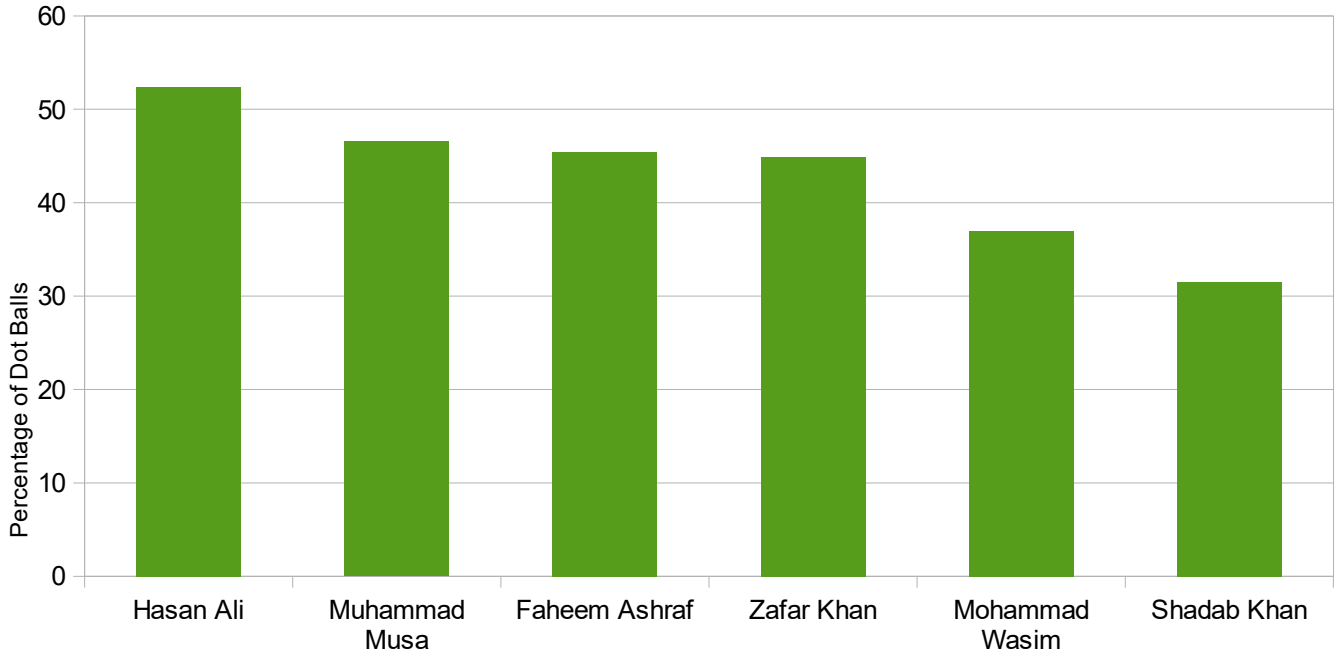

Bowlers for Karachi Kings with highest Dot Ball Percentage in Powerplay

Players → Full Name	Count	Sum of Dots	Sum of Balls Bowled	Dot Ball Percentage
Mohammad Amir	57	342	672	50.89
Mohammad Ilyas	19	92	186	49.46
Mohammad Nabi	7	29	60	48.33
Aamer Yamin	23	115	242	47.52
Syed Imad Wasim	48	206	449	45.88
Mohammad Imran	12	50	114	43.86
Umaid Asif	34	118	270	43.7

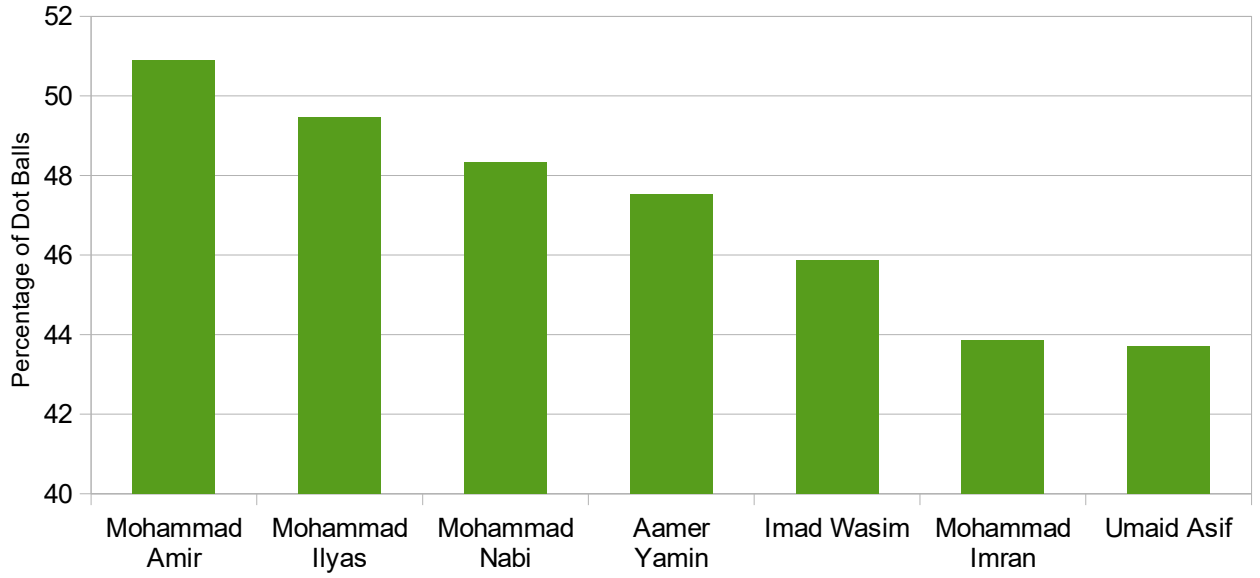

Bowlers for Islamabad United with highest Dot Ball Percentage in Death Overs

Players → Full Name	Count	Sum of Dots	Sum of Balls Bowled	Dot Ball Percentage
Shadab Khan	11	26	67	38.81
Zafar Gohar Khan	6	12	38	31.58
Mohammad Wasim	16	42	135	31.11
Faheem Ashraf	34	88	287	30.66
Hasan Ali	52	104	388	26.8
Muhammad Musa Khan	10	16	65	24.62
Colin Munro	3	2	18	11.11

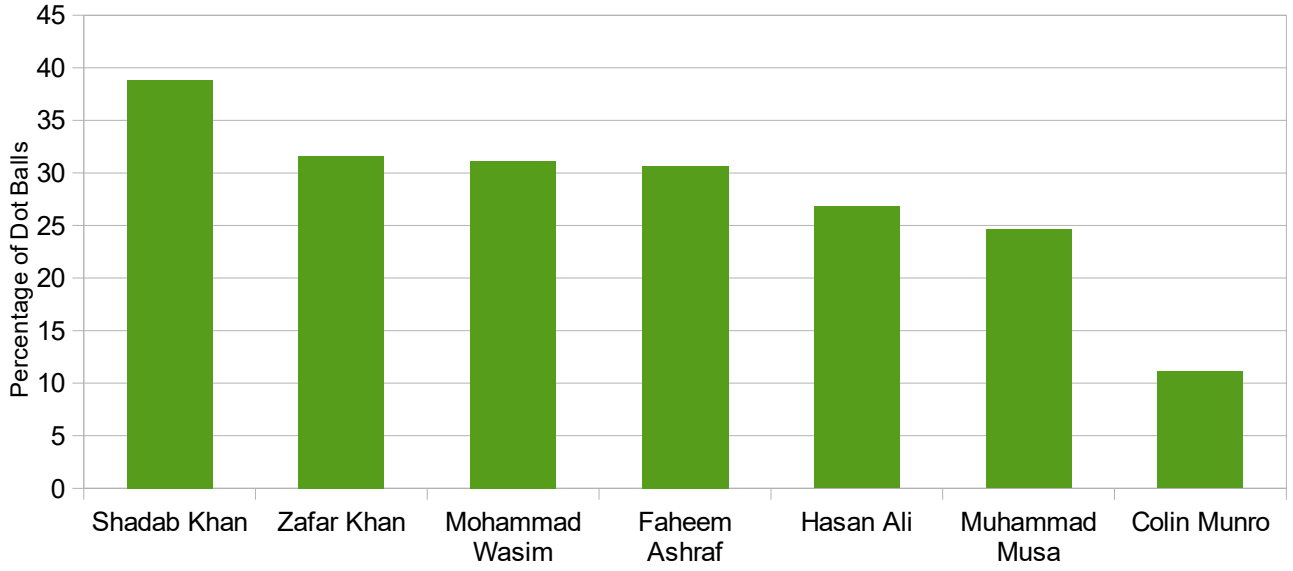

Bowlers for Karachi Kings with highest Dot Ball Percentage in Death Overs

Players → Full Name	Count	Sum of Dots	Sum of Balls Bowled	Dot Ball Percentage
Mohammad Nabi	8	17	56	30.36
Mohammad Amir	46	133	447	29.75
Umaid Asif	33	69	255	27.06
Mohammad Imran	12	22	87	25.29
Mohammad Ilyas	14	31	129	24.03
Syed Imad Wasim	8	9	40	22.5
Christopher James Jordan	18	40	184	21.74
Aamer Yamin	11	14	78	17.95

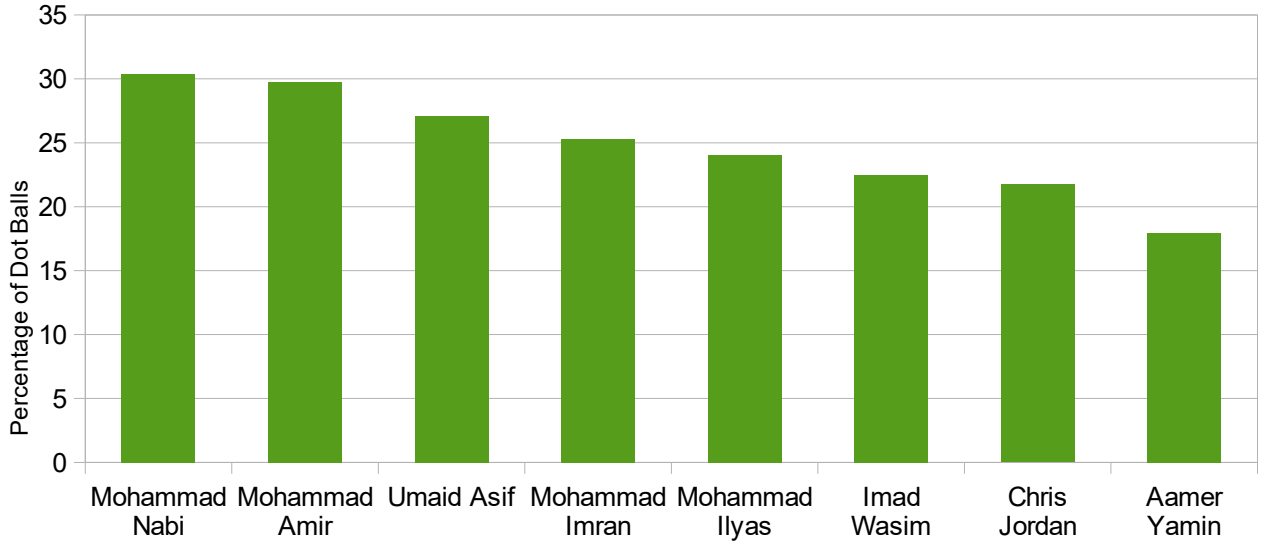

H2H Match ups To Watch Out For

Bowler		Batsman		Previous dismissals
Name	Team	Name	Team	
Hasan Ali	Islamabad United	Sharjeel Khan	Karachi Kings	2

Economy Rate of Team Bowlers in the Powerplay and Death Overs of PSL 2022

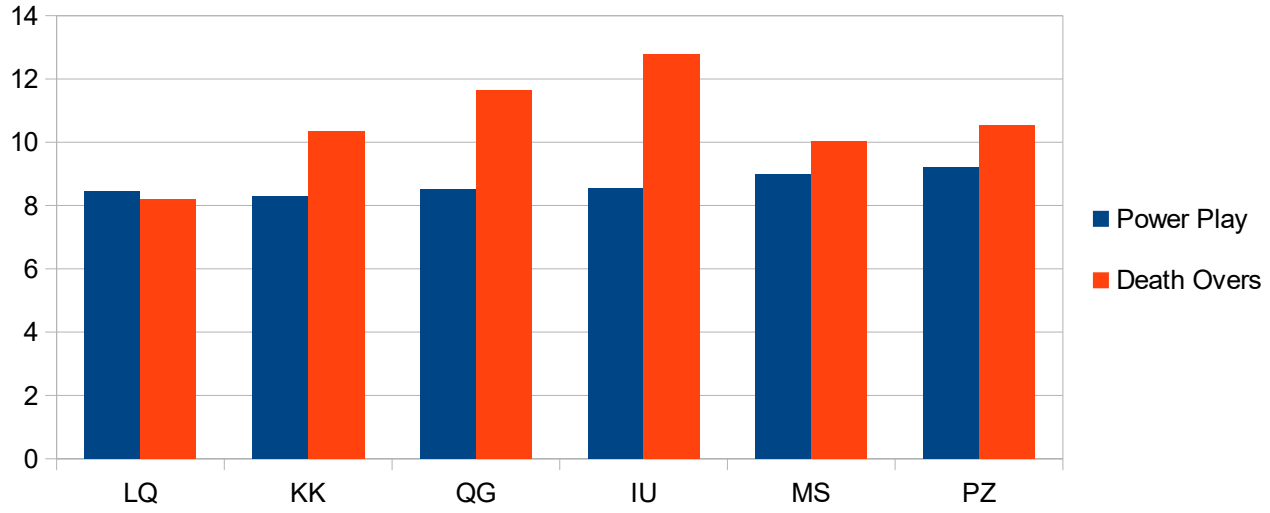
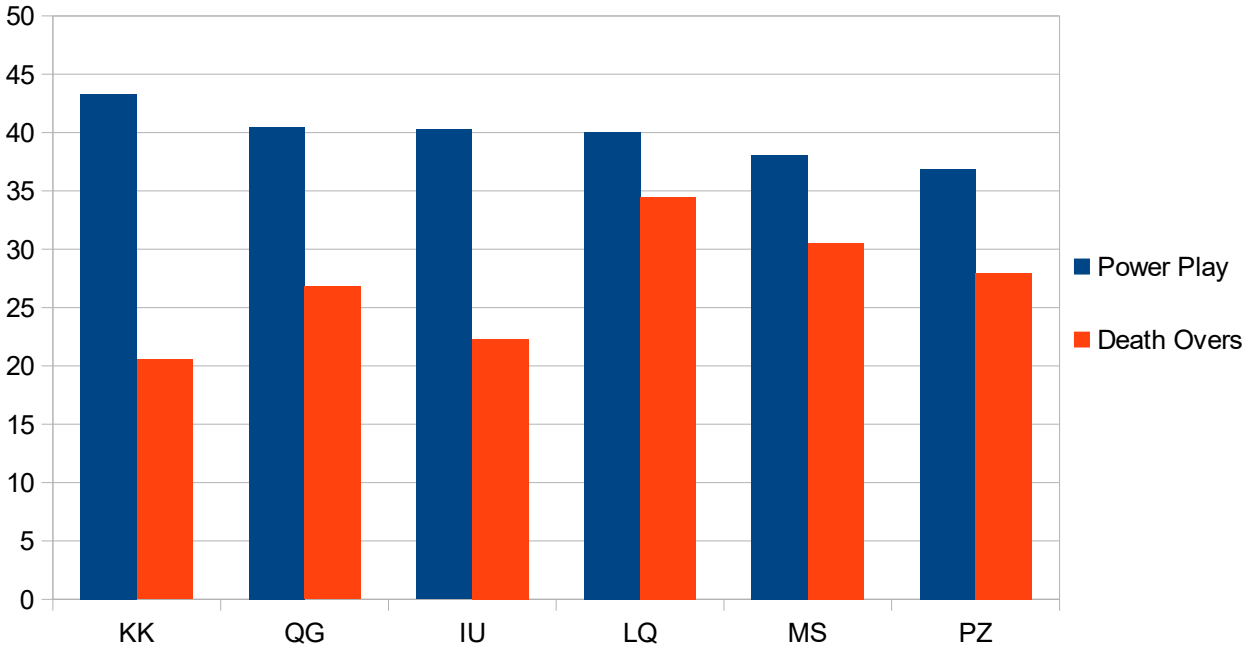
Dot Ball Percentage of Team Bowlers in the Powerplay and Death Overs of PSL 2022